



Established 1915  
**BROWARD**  
County Public Schools



# BOND OVERSIGHT COMMITTEE QUARTERLY REPORT

FOR THE QUARTER ENDED June 30, 2018

Meeting August 27, 2018

**SAFETY**  
**MUSIC & ART**  
**ATHLETICS**  
**RENOVATION**  
**TECHNOLOGY**

# FY18 Q4

# COMMITTEE MEMBERS

**Adam Rabinowitz, Esq.**  
Committee Chair

**Ann Siegel, Esq.**  
Committee Vice-Chair

**Bruce Bernard**  
Committee Member

**Chief, Donald DiPetrillo**  
Committee Member

**Steve Hillberg**  
Committee Member

**Latha Krishnaiyer**  
Committee Member

**Laura Aker Reece**  
Committee Member

## PREFACE

The School Board of Broward County (the District) is pleased to present the latest **Bond Oversight Committee Report for the quarter ending June, 2018**. We invite you to explore the pages that follow for an overview and accompanying details of the progress being made on the SMART Program (**S**afety, **M**usic & **A**rt, **A**thletics, **R**enovation and **T**echnology).

This report is the latest quarterly document prepared for the Bond Oversight Committee (BOC), which was established shortly after the start of the SMART Program to provide independent, external oversight to the Broward County Public School's improvements in the SMART Program.

The BOC report is prepared on a quarterly basis to provide a progress report of \$800 million bond and how the funds are working towards making much needed improvements to 232 district schools. **The goal of the report is to promote transparency and accountability** as this monumental initiative builds momentum and delivers on the District's commitment to improve the learning environment in schools districtwide over the next 5 – 7 years.

The following pages offer an **Introduction section** with a high level overview of the progress made this past quarter. The Introduction is then followed by a **detailed report of each of the key components of the SMART initiative** including **S**afety, **M**usic & **A**rt, **A**thletics, **R**enovations (Facilities), **T**echnology as well as a **fiscal report from the Capital Budget** department. A **history of the program** and a **glossary** of SMART acronyms and terminology is also included to help readers better understand the information provided.

The quarterly report features the School Spotlights which provide a progress report on each of the 232 schools in the SMART program. These school spotlights will also be featured on the SMART website at [www.browardschools.com/smartfutures](http://www.browardschools.com/smartfutures).

You can also access earlier quarterly reports by visiting the BOC website at <http://www.broward.k12.fl.us/boc/>

Thank you for your interest in the SMART Program!

**SAFETY**  
**MUSIC & ART**  
**ATHLETICS**  
**RENOVATION**  
**TECHNOLOGY**



**#BCPSSMARTFutures**



Bond Oversight Committee Meeting  
August 27, 2018  
5:30 p.m.

# TABLE OF CONTENTS

<b>Preface</b>	<b>Page i</b>
<b>The SMART Glossary</b>	<b>Page 1</b>
<b>The SMART Story</b>	<b>Page 7</b>
<b>Introduction</b>	<b>Page 10</b>
<b>Section 1 – Technology SBBC Schools</b> Tony Hunter, Chief Information Officer	<b>Page 23</b>
<b>Section 2 – Technology Charter Schools</b> Tony Hunter, Chief Information Officer	<b>Page 29</b>
<b>Section 3 – Music &amp; Art Equipment</b> Daniel Gohl, Chief Academic Officer	<b>Page 31</b>
<b>Section 4 – Athletics</b> Leslie Brown, Chief Portfolio Services Officer	<b>Page 67</b>
<b>Section 5 – Facilities</b> Leo Bobadilla, Chief Facilities Officer Robert Corbin, CBRE   Heery Ashley Carpenter, Atkins	<b>Page 77</b>
<b>Section 6 – Budget Activity</b> Judith Marte, Chief Financial Officer	<b>Page 493</b>
<b>Section 7 – Supplier Diversity Outreach Program</b> Maurice Woods, Chief Strategy & Operations Officer	<b>Page 683</b>
<b>Section 8 – Communications</b> Yvonne Garth, Garth Solutions / CBRE   Heery	<b>Page 711</b>





# The SMART Glossary

## THE SMART GLOSSARY

**Adopted District Educational Facilities Plan** – The Adopted District Educational Facilities Plan FY 19 is the District's Educational Facilities Plan (DEFP) adopted by the School Board each year. The new DEFP is scheduled for adoption on September 5, 2018 during the Special School Board Meeting.

**ATP** – Authorization to Proceed with design services.

**BCPS** – Broward County Public Schools.

**BOC** – The Bond Oversight Committee is an independent panel that oversees the SMART Initiative through the review of project expenditures and quarterly reports, and by facilitating public input through regularly scheduled hearings.

**Basic Equipment List** – A document showing the minimum type and quantity of musical equipment that schools should possess to offer core music courses.

**Building Envelope** – SMART projects pertaining to work on a building's exterior, roofs, walls and windows.

**Building Replacement** – Requires additional analysis by the Design Professional to determine if a building is in a condition that would warrant replacement or if the building is sufficiently structurally sound that would make improvements appropriate.

**CMAR** – Construction Manager at Risk is a contractor that provides pre-construction services, cost estimates, construction management and other related services. Hiring the contractors at this early stage in the design process is a valuable step to ensure a seamless and faster transition from designing to implementing improvements.

**CSMP** – Construction Services Minor Projects are open-end agreements to expedite single construction projects that are valued at \$2 million or less.

**Capital Outlay Tax Rate** – Money raised from local taxpayers to spend on either the purchase of a fixed asset or to extend its useful life.

**Capital Projects** – Construction, renovations or replacement to improve or maintain an existing asset of the School District.

**Commitment** – A project obligation, such as a purchase order or a requisition.

**Current Budget** – Current approved budget including any School Board approved changes that impacted the Original Budget.

**DHCP** – Dynamic Host Configuration Protocol is a way to assign dynamic IP addresses to devices in a network.



## THE SMART GLOSSARY continued

**DNS** – Domain Name Systems is the way Internet domain names and addresses are tracked and regulated.

**DR Storage** – Disaster Recovery Storage is a backup system used to store and retrieve computer files and data.

**Design Phase** – The third (3) phase of the six-phased process in which drawings and plans are developed for eventual implementation by contractors and vendors.

**Design Professionals** – A term referring to architects, engineers, interior designers and landscape architects whose application of appropriate design services require licensing or state registration.

**Digital Instructional Resources** – Instructional materials that are conveyed by way of digital media, including, digital textbooks, applets and applications, and online supplementary resources.

**Disparity Study** – A type of market analysis to determine if a statistical difference exists between the number or types of companies available to participate in the bid for contracts versus those firms that actually obtain those contracts.

**District Educational Facilities Plan (DEFP)** – A 5-year capital budget planning document.

**Financially Active Project** – A project with existing commitments or expenses.

**FY** – An abbreviation for funding year in which funds are released to initiate project planning and implementation

**GOB** – The 2014 General Obligation Bond was approved by Broward County voters and pays for renovation projects and technology for District-owned schools and charter schools.

**Gap Analysis** – Measurement of areas of greatest need for each school to determine whether schools are operating within music instruction's minimum standards.

**HVAC** – Heating, ventilation and air conditioning.

**I&T** – The School District's Information and Technology Department is responsible for designing, implementing and managing information technology solutions that improve student achievement and operational efficiency.

**IPAM** – Internet Protocol Address Management is a means of planning, tracking and managing the Internet Protocol address space used in a network.

## THE SMART GLOSSARY continued

**IT** – Information Technology refers to anything related to computer technology, such as networking, hardware, software, the Internet or the people working with those technologies.

**ITB** – Invitation to Bid is a process similar to a Request for Quotations (RFQs) in which contractors, suppliers and vendors are invited to bid to provide the School District with specific products or services.

**Implementation Phase** – The fifth of the six-phase SMART Initiative process in which contractors or vendors begin work on SMART projects.

**Improvements** – SMART projects involving construction or renovations that have a life cycle of more than five years.

**Load Balancing System** – A network that improves the distribution of workloads across multiple computing resources, such as computers, central processing units, disk drives and other network links.

**MWBE** – A government designation for Minority and Women-Owned Business Enterprises.

**NGFW** – Next Generation Firewall is either a hardware or software-based network security system that is able to detect and block sophisticated attacks by enforcing security policies at the application, port and protocol levels.

**Network Security Perimeter Defense** – A firewall used to prevent attacks on a computer network.

**Non-GOB Funding** – Money for School District capital improvement projects that come from other budget sources outside of the 2014 General Obligation Bond.

**NTP** – Notice to Proceed is a letter from owner or project manager to a contractor stating the date work can begin according to conditions of the contract.

**OF&C** – The Office of Facilities and Construction oversees all construction and renovation projects in the School District, including those in the SMART Initiative.

**Original Budget** – Budget approved at the May 19, 2015 school board meeting that established the SMART Program's 5 year budgets.

**PCM** – Project Charter Meetings are informational sessions where school district officials and project architects explain the scope, schedule and objectives of SMART projects to the parents, students, volunteers and local public officials who make up a school's community.

## THE SMART GLOSSARY *continued*

**PPO** – The Physical Plant Operations Department responds to routine and emergency requests to repair and maintain District assets. PPO is responsible for various infrastructure work, including air conditioning, carpentry, electrical, plumbing to provide a safe learning environment for Broward County school students.

**PSA** – Professional Services Agreements are contracts between the District and consultants, design professionals or vendors to complete work during a specific time period.

**Phase** – One of six steps in the process of developing a project from initial planning to final quality assurance inspection one construction is completed.

**Professional Design Services** – See Design Professionals

**Project** – The undertaking to improve school infrastructure, technology or to provide equipment under provisions of the SMART Initiative.

**Project Scope** – The part of planning that involves determining and documenting a list of specific project costs, goals, deadlines and tasks to assure that results are achieved to make sure the project is successfully completed.

**QSEC** – The Qualification Selection Evaluation Committee is the School District's independent panel that evaluates and ranks proposals.

**RFQ** – Request for Qualifications is a process that solicits contractors, suppliers and vendors to bid to provide specific products or services to the District.

**SAC** – School Advisory Councils are committees of volunteers who assist principals and other school administrators in the preparation and evaluation of the school's improvement plan.

**SBBC** – School Board of Broward County.

**SCEP** – The School Choice Enhancement Program allows every District-owned school in the SMART Initiative to determine how to spend \$100,000 on smaller capital projects to improve the condition of an instructional space or educational environment.

**SDOP** – The Supplier Diversity Outreach Program remains a key part of the School District's efforts to ensure that small, minority-owned and women-owned businesses are represented as consultants, contractors, designers and vendors in the SMART Initiative.

**SMART** – Safety, Music & Art, Athletics, Renovations and Technology (SMART), which is the ongoing capital improvement program to address infrastructure and equipment needs of the Broward County Public Schools.

## THE SMART GLOSSARY *continued*

**SMART Program Years** – Years 1 through 5 refer to the year that funding is identified for SMART Program projects. As identified and approved in the 2014 needs assessment.

**SMART Website** – District website that lists completed and ongoing SMART projects. The link is <http://browardschools.com/smartfutures>

**S/M/WBE** – A government designation for Small/Minority/Women Business Enterprise.

**SPE** – Single Point of Entry is a SMART security project that uses fencing, gates and other structures to create a primary means of access onto a school campus.

**School Community** – The parents, students, school staff and volunteers and local elected officials who make up the constituency an individual school serves.

The background features a large, faint, light-orange graphic of a graduation cap (mortarboard) with a tassel, positioned above a stylized plant with large, rounded leaves. The entire background is a solid, medium-orange color.

# The SMART Story & Introduction

---


## SMART Road to Success



START



**BCPS IDENTIFIED \$3 BILLION IN NEEDED** improvements and renovations through a District-wide Needs Assessment



**BCPS** **PRIORITIZED NEEDS** into a plan called the SMART (Safety, Music & Art, Athletics, Renovation and Technology) Program and began seeking public support for a bond referendum.



**\$800 MILLION GENERAL OBLIGATION BOND (GOB) REFERENDUM** passed by voters on **November 4, 2014**.

2015

MARCH



**COURT VALIDATES GOB REFERENDUM** and **Bond Oversight Committee (BOC)** is established

JUNE




**YEAR 1 FUNDING RELEASED.** Board approves Adopted District Educational Facilities Plan (ADEFP) including SMART Year 1 projects and the **first series of bonds are released**

AUGUST



**BCPS HIRES HEERY + ATKINS** a **Program Management Office (PMO)** team, Owner Rep (Heery) and Cost/Program Controls (Atkins) as a team of consultants to manage SMART Program



2019-2021

2018

**DRIVING TOWARDS SUCCESS**

The PMO and District staff are regaining the schedule and they feel confident the SMART Program's 5-7 year timeline will be achieved by 2021.



**GETTING BACK ON TRACK** The District implemented strategies that propelled Year 1 and 2 projects to get on course with Year 3 projects.

**Y1, Y2, & Y3 all commenced**  
**Y4 & Y5 initiated early**

2017



**SOLUTIONS IDENTIFIED**

BCPS enacted **new processes and a robust tool kit of delivery methods** for implementing the needed improvements to District schools in the SMART Program

2016



**EARLY ANALYSIS** from the Program Management Office (PMO) found that key aspects of the District policies could be altered to include more construction methodology to implement the SMART program improvements.

## CORRECTIONS FROM PREVIOUS QUARTER

The following list are **clarifications** to correct errors or oversights that have been inadvertently published in previous SMART BOC Reports:

PREVIOUSLY PRINTED	CORRECTION
<b>Facilities Section</b>	
Boyd H. Anderson High School – SPE Design 80% Complete	Boyd H. Anderson High School – SPE Design 30% Complete
Castle Hill Annex	Lauderhill Community School of Park Lakes Learning Center (f.k.a.: Castle Hill Annex)
Coral Park Elementary School – SCEP Implementation Phase 20% Complete	Coral Park Elementary School – SCEP Implementation Phase 20% Complete
Country Isles Elementary School – Primary Renovations Phase 3 Planned Completion Date Q2 2018	Primary Renovations Phase 3 - Planned Completion Date corrected to Q3 2018
Dave Thomas Education Center East – Primary Renovations Phase 3 Planned Completion Date Q2 2018	Primary Renovations Phase 3 Planned Completion Date corrected to Q3 2018
Dillard 6-12 – SCEP Implementation Phase 72% Complete	Dillard 6-12 – SCEP Implementation Phase 66% Complete
Florana Elementary School – Primary Renovations Phase 3 Planned Completion Date Q2 2018	Primary Renovations Phase 3 - Planned Completion Date corrected to Q3 2018
Fox Trail Elementary School – Primary Renovations Phase 3 Planned Completion Date Q2 2018	Primary Renovations Phase 3 - Planned Completion Date corrected to Q3 2018
Glades Middle School – Primary Renovations Phase 3 Planned Completion Date Q2 2018	Primary Renovations Phase 3 Planned Completion Date corrected to Q3 2018
Lauderdale Lakes Middle School - SCEP Implementation Phase 39% Complete	Lauderdale Lakes Middle School - SCEP Implementation Phase 29% Complete
Lauderdale Manors Early Learning Center - SCEP Implementation Phase 97% Complete	Lauderdale Manors Early Learning Center - SCEP Implementation Phase 65% Complete
Liberty Elementary School – Primary Renovations Phase 3 Planned Completion Date Q2 2018	Primary Renovations Phase 3 Planned Completion Date corrected to Q3 2018
Park Lakes Elementary School – Primary Renovations Phase 3 Planned Completion Date Q2 2018	Primary Renovations Phase 3 Planned Completion Date corrected to Q3 2018
Plantation High School – Weight Room Implementation Planned Date Q2 2018	Plantation High School – Weight Room Implementation Planned Date corrected to Q3 2018
Sunset Lakes Elementary School – Primary Renovations Actual Dates	Primary Renovations Phase 1,2 and 3 Actual Dates corrected
Stranahan High School – Single Point of Entry Completion Phase 98%	Stranahan High School – Single Point of Entry Completion Phase 50%

## INTRODUCTION

During the months of **April through June 2018**, the School Board of Broward County (The District) has made significant progress in all areas of the SMART Program (**S**afety, **M**usic & Art, **A**thletics, **R**enovation and **T**echnology). The SMART Program expenditures are bringing new computers, musical equipment and better facilities to the Broward County Public Schools.

What follows in this **introduction** section is **a summary showing the progress being made in each key area of the SMART Program**. Supporting details can be found in the subsequent sections of this Bond Oversight Committee Report for the quarter ending June 30, 2018.



### Technology SBBC Schools:

As of June 30, 2018, the SMART technology deployment is fully completed for all 230 schools. All work has been completed for the three (3) Project Scopes identified in the SMART Program:

- 83,362 computing devices were delivered to 209 schools.
- **Computer Gap:** Many schools exceeded the goal of 3.5:1 student to computer ratio, bringing the district to a 2:1 average student to computer ratio.
- **Infrastructure Upgrade** Completed for all Schools
- **Wireless/Cat6 Upgrade** 13,166 Wireless Access Points were installed, in addition to installing 12,738 CAT6 Wiring drops.

**This Project was completed with a Savings of \$10.3 million to the district.**



### Technology Charter Schools:

The development of charter school technology is completed for the 67 eligible schools as more than 11,314 computing devices have been ordered and installed.



### Music and Art Equipment:

As a result of the hard work associated with our SMART bond project, we are excited to be able to offer to our students a wide variety of musical experiences that will result in a deeper appreciation for music, musical creativity, and a pathway that provides our students with a life-long appreciation for music. **At the end of this quarter, 100% of all requested music equipment has been ordered for schools with music programs, and most of the items have been delivered.** Since last quarter an additional 3,003 pieces of equipment were delivered, increasing the total number of pieces delivered to 53,642 and bringing us to **92% completion** of providing SMART musical instruments and equipment to our schools. We continue to receive equipment on a regular basis which serves to greatly improve our student's musical education.

Students across the District will enter the new school year with brand new equipment. The progress and quality of schools' musical products and performances have been a joy to witness. We continue our mission to offer a well-rounded education and provide a quality comprehensive music education for all students.





### **Music and Art Equipment – Kiln Program:**

In the effort to streamline the multi-department process of evaluating, replacing, and installing new kilns, the Art Curriculum supervisor is working in tandem with visual art teachers and the PPO Department in entering work orders with kiln performance details gathered via a secondary more detailed teacher's survey. We anticipate that removing this task from schools, will assist in expediting the kiln replacement process.

For the quarter ending on June 30, 2018, **a total of 41 kilns have been delivered and 24 are on order.**



### **Music and Art Equipment – Theater Equipment:**

The District is very pleased that we have an opportunity to upgrade or replace current school sound and stage lighting equipment. These upgrades are essential for theater education with the continued advancement in theater technology. As of June 30, 2018, **orders have been received from all 37 schools** that are eligible for equipment upgrades and orders have been placed for nine of these schools. The District Office is currently working with vendors to fulfill and complete the remaining orders.



### **Athletics:**

In schools across the District, 2018 is the year to get fit with brand new athletic equipment as part of the District's SMART Program. Notable progress was made throughout this quarter within the athletics program.

### Tracks:

All of the SMART athletic tracks projects (15 tracks – 3 middle schools and 12 high schools) are now complete as of June 30, 2018).

 **15** **SCHOOLS HAVE  
COMPLETED TRACK  
UPGRADES**

### Weight Rooms:

During this quarter, 1 additional weight room enhancement project was completed. Additionally, 13 weight room projects moved from the design phase to implementation. Most of the remaining projects are scheduled to be completed by the end of this year.

 **4** **SCHOOLS ARE IN  
DESIGN**

 **13** **SCHOOLS ARE IN  
IMPLEMENTATION**

 **13** **SCHOOLS HAVE  
COMPLETED WEIGHT  
ROOM UPGRADE**



**Facilities**

During the quarter ending June 30, 2018, we continued to see progress in various project phases with **a total value of \$970 million in the 1,519 facilities projects.** Significant milestones were reached in the fourth quarter of 2018. The advertisement of twenty-four (24) design Professional Services Agreements (PSA's); twelve (12) authorizations to Advertise for Bids and two (2) construction bid recommendations were approved by the Board during the period of April 1, 2018 to June 30, 2018.

**1,519** Facilities Projects **Initiated** or **Underway**



Figures provided are data through June 30, 2018

**School Choice Enhancement Program (SCEP):**

**170**  
SCHOOLS WITH SCEP  
INITIATED, UNDERWAY  
OR COMPLETE

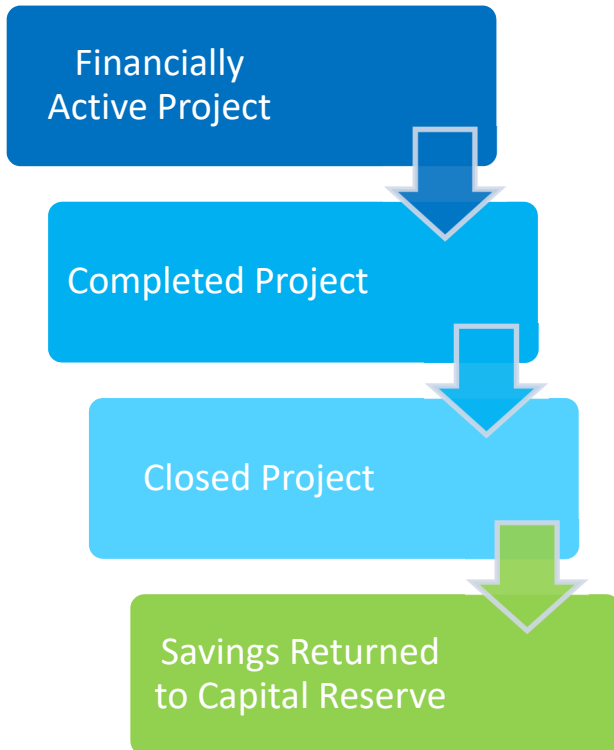
**693**  
SCEP ITEMS  
DELIVERED AND  
INSTALLED

**204**  
SCEP ITEMS  
UNDERWAY



## Budget Activity

As SMART Program projects are being completed these projects are highlighted in the Completed and Meets Standard - Budget Activity Report. The remaining balance for all of the Completed and Meets Standard Projects will be held until the School Board approves how the funds will be re-prioritized for other SMART Program Needs. **There may be some additional financial activity on these projects as the final payments are made and all of the purchase orders are closed-out.**



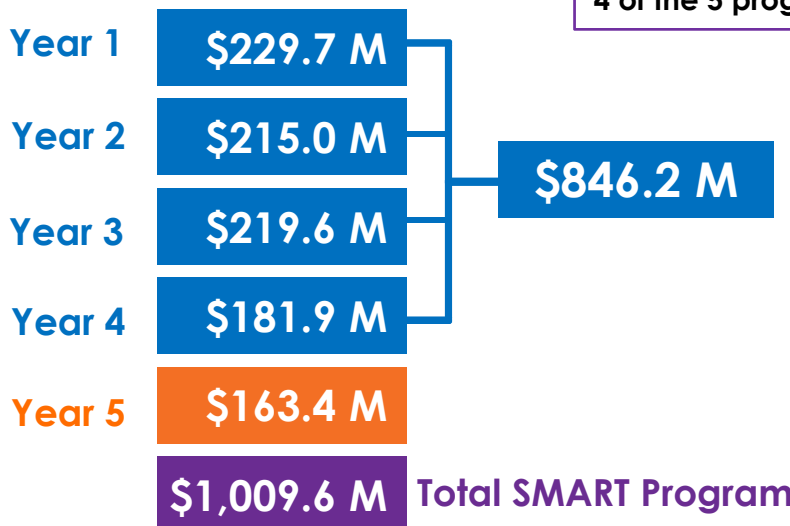
The financial life-cycle of a project starts when the project is **financially active**.

At the end of the implement improvements phase projects are marked as **complete**. These projects are in their final inspection for quality assurance, between substantial and final completion, which includes verification that the scope is completed according to approved specifications, final submittals of documents and closing out the vendor contract.

When all of the close-out steps are completed, final payments have been submitted to vendors, and all purchase orders have been reviewed and closed the project is **closed**.

After the project is closed, remaining funds are reported to the School Board and **returned to the District's Capital Reserve**.

## SMART Program By Program Year



The Budget Activity Report now includes details on 4 of the 5 program years.



## Budget Activity

THE DISTRICT SET ASIDE \$225 MILLION in funding to mitigate potential funding risks in the SMART Program

## SMART Program Reserve



District Educational Facilities Plan Appropriations (in thousands)							
	Carryover FY 2017	FY 2018	FY 2019	FY 2020	FY 2021	FY 2022	Total
<b>Appropriations</b>							
COPs Debt Service *	\$ 0	\$ 146,881	\$ 100,078	\$ 106,068	\$ 169,792	\$ 170,018	\$ 813,437
Equipment & Building Leases	0	17,119	14,513	11,430	11,442	16,796	71,300
Facilities / Capital Salaries	0	15,200	15,200	15,200	15,200	15,200	76,000
Quality Assurance	0	170	170	170	170	170	860
Maintenance	594	66,000	64,000	64,000	64,000	64,000	322,594
Facility Projects	22,750	7,300	0	0	0	0	30,050
SMART Program	537,874	138,688	178,882	0	0	0	855,444
<b>SMART Program Reserve</b>	<b>71,042</b>	<b>658</b>	<b>18,354</b>	<b>59,839</b>	<b>69,807</b>	<b>0</b>	<b>219,700</b>
Charter Schools - State PECO	0	8,319	8,319	8,319	8,319	8,319	41,595
Charter Schools - Local Millage	0	12,711	13,863	16,211	19,824	24,067	86,676
District Priorities	38,448	22,339	0	0	0	0	60,785
Unallocated (FY19 - FY22)	22,071	0	0	0	0	84,700	106,771

	Carryover FY 2017	FY 2018	FY 2019	FY 2020	FY 2021	FY 2022	Total
SMART Program Reserve	71,042	658	18,354	59,839	69,807	0	219,700

(in thousands of \$)

\$219 million in the SMART Reserve  
 + \$6 million added for additional single point of entry project  
**\$225 million**

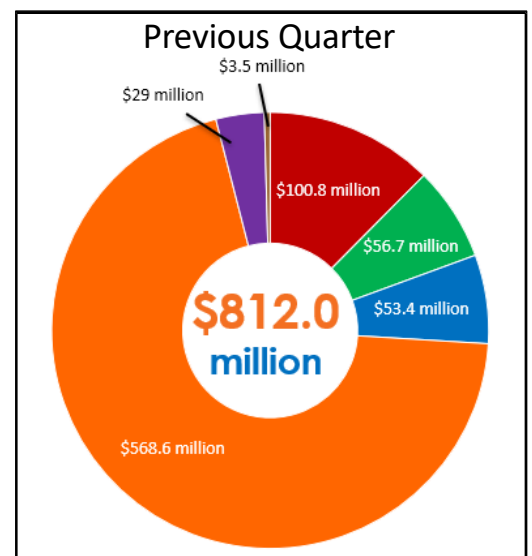
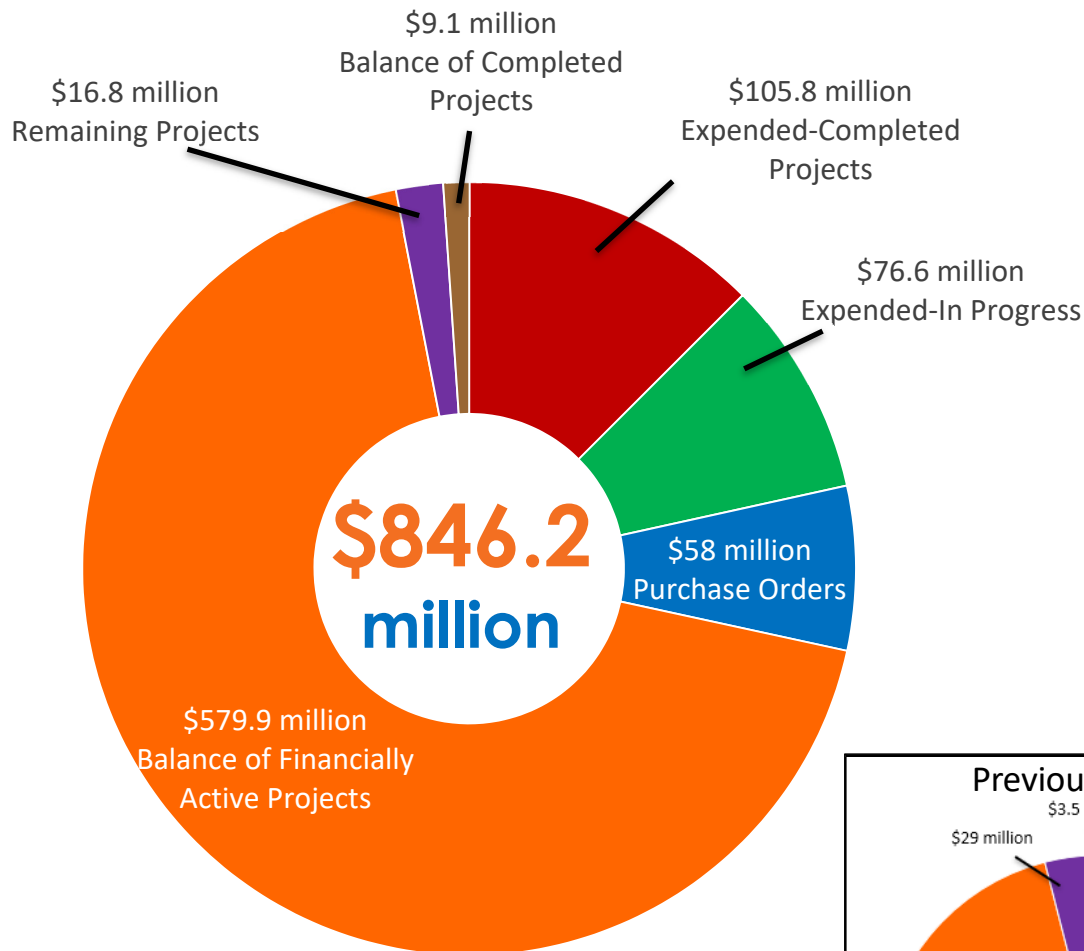
Due to Approved Board items thru the end of FY18 Q4 the SMART Reserve balance is currently \$40.6 million. When the future planned appropriations are added to this amount the balance of the original \$225 million set aside is **\$188.6 million**

Current Balance	\$40.6
FY19	18.4
FY20	59.8
FY21	69.8
<b>Total</b>	<b>\$188.6</b>



## Budget Activity

The District is continuing to make significant progress toward implementing all of the SMART Program projects. Every month more projects are moving into the financially active category, and the expenditures continue to increase as more projects are moving through the planning and design phases. The following chart demonstrates the financial progress made in the SMART Program through the end of the fourth quarter of fiscal year 2018.





## Supplier Diversity Outreach Program

In the fourth quarter of fiscal year '18, the Supplier Diversity Outreach Program (SDOP) continues to support the SMART Program. As part of our Continuous Improvement measures, and keeping in line with Phase 3 of the implementation of the new SDOP Policy 3330, **Procurement and Warehousing Services (PWS)** implemented the new **eProcure online Supplier Portal**, referred to the Central Bidders Registration (CBR) in the SDOP Policy 3330, eProcure was launched on June 27, 2018. The new online Supplier Portal (eProcure) initially will automate all supplier onboarding and the overall procurement functions to allow for a more automated process that will capture essential information on all prospective respondents, **streamline the Certification process** and generate reporting.

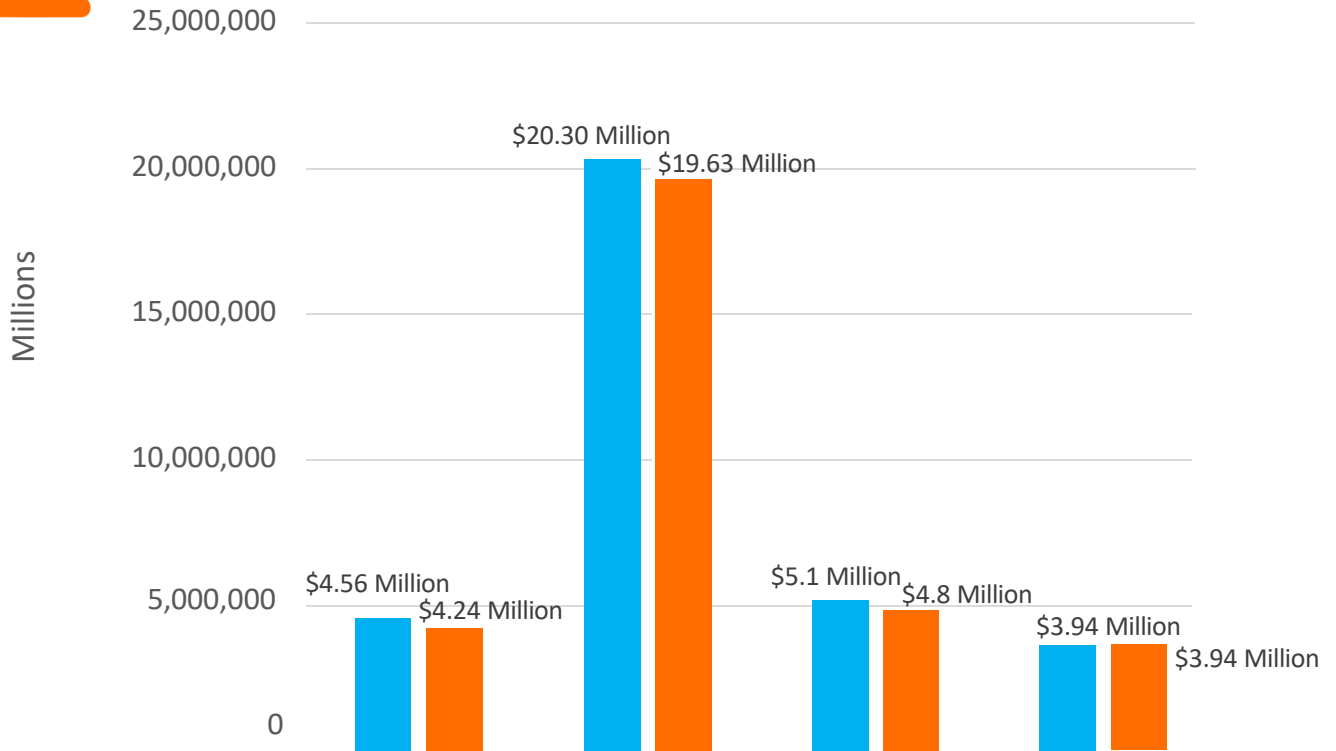
PWS SDOP hosts and participates in a variety of outreach Events focuses on recruiting, developing and assisting the local Tri County small business community in securing procurement opportunities with SBBC. Programs hosted by SDOP are usually conducted at the TSSC Annex building as well as on site at different local events but in Q4, due to the renovations of the TSSC Annex building, along with the implementation of our eProcure online Supplier Portal, SDOP had a decrease in outreach events, despite the decrease, we had a **significant increase in certifications and new vendor registrations**. In addition, PWS hosts "**Supplier Tuesday Tech Talks**", where Firms are invited to attend one on one instructional and FAQ sessions related to eProcure Supplier Portal, the new automated SMWBE Certification and the Contractor's Pre-qualification Processes. Our goal is to ensure that our outreach translates into trained, ready and willing to do business vendors.

As part of our program, SDOP Compliance evaluates M/WBE participation on contracts, monitor and track compliance on SMART program Contracts and all district wide contracts. It is important to Note, the District-wide contract include funding in two (2) categories: District wide contracts and SMART projects in the areas of Safety Music and Arts, Athletics and Technology. For SMART projects in the aforementioned categories, the Procurement & Warehousing Services Department rely upon Capital Budget Department to provide spend data to analyze prime purchase order values. Only contracts under the Renovations category are identified and funded solely by the SMART program.



## Supplier Diversity Outreach Program

### S/M/WBE Contract Commitment



	FY'18-Q1	FY'18-Q2	FY'18 Q3	FY'18 Q4
TOTAL CONTRACT AMOUNT \$	\$4,558,750	\$20,302,364	\$5,163,800	\$3,937,900
S/M/WBE COMMITMENT AMOUNT \$	\$4,224,008	\$19,631,280	\$4,825,115	\$3,937,900
S/M/WBE COMMITMENT AMOUNT %	93.1%	96.7%	93%	100%





## Supplier Diversity Outreach Program

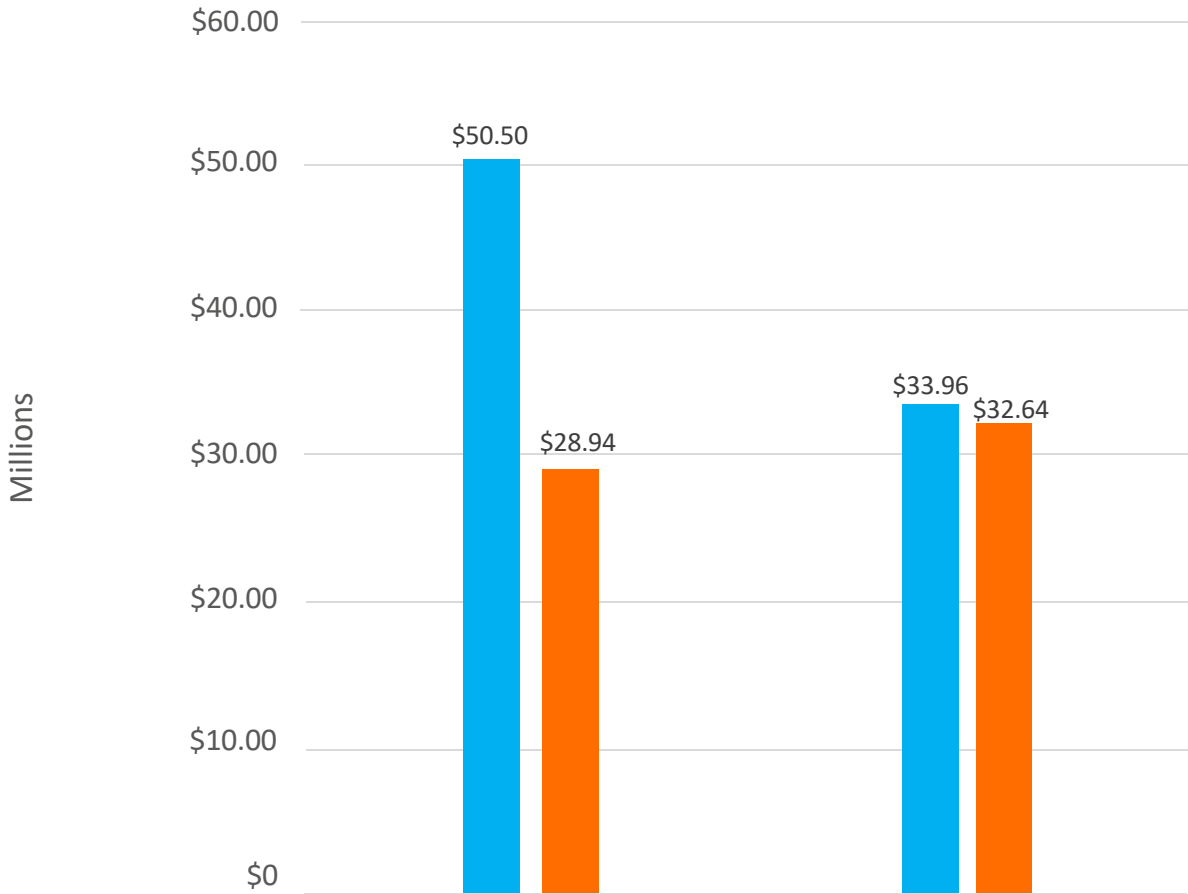
### S/M/WBE Commitment continued

Ethnicity and Gender	FY'18 Q1	FY'18 Q2	FY'18 Q3	FY'18 Q4
African American S/MBE	\$652,690.00	\$842,010.00	\$163,070.00	\$28,700.00
African American S/M/WBE	\$21,160.00	\$584,309.00	\$707,193.78	\$0.00
Women Business Enterprise S/WBE	\$496,187.50	\$984,400.00	\$1,114,500.00	\$2,009,660.00
Asian Pacific American S/MBE	\$327,220.00	\$5,040.00	TBD	\$190,000.00
Hispanic American S/MBE	\$992,510.00	\$14,748,324.74	\$663,015.00	\$338,260.00
Hispanic American S/M/WBE	\$66,100.00	\$2,045,396.50	\$694,780.00	\$315,000.00
Sub-Continent Asian American S/MBE	\$251,890.00	\$245,400.00	\$500,952.22	\$632,380.00
Sub-Continent Asian American S/M/WBE	\$1,436,250.00	\$176,400.00	\$981,604.00	\$423,900.00
<b>Total by Ethnicity/Gender \$</b>	<b>\$4,244,007.50</b>	<b>\$19,631,280.24</b>	<b>\$4,825,115.00</b>	<b>\$3,937,900.00</b>
<b>Total Contract Amount \$</b>	<b>\$4,558,750.00</b>	<b>\$20,302,364.00</b>	<b>\$5,163,800.00</b>	<b>\$3,937,900.00</b>
<b>Total S/M/WBE Commitment %</b>	<b>93%</b>	<b>97%</b>	<b>93%</b>	<b>100%</b>



## Supplier Diversity Outreach Program

### FY 16-17 vs FY 17-18 S/M/WBE Commitment



	FY' 16-17 YTD	FY' 17-18 YTD
TOTAL CONTRACT AMOUNT \$	\$50,503,213.41	\$33,962,814.00
S/M/WBE COMMITMENT AMOUNT \$	\$28,943,688.58	\$32,638,302.74
S/M/WBE COMMITMENT AMOUNT %	57%	96%



## Communications


During the quarter ending June 30, 2018, the SMART Communications Team continued its ongoing implementation of a comprehensive communications plan to promote the SMART Program and its progress.

The team kept our school principals and school community informed by continuing to produce principal letters, attending outreach events and leveraging Project Charter Meetings (PCMs) as another opportunity to communicate and build relationships with community members.

Two new pieces introduced this quarter was the **Construction Notice** and **Board Milestones webpage**. These mediums were created to help the Office of Facilities streamline communication with the public regarding progress taking place at their local school

### COMMUNICATIONS by the numbers

This past quarter, the Communications Team has focused on designing, producing, and implementing some of these key communication strategies and materials.



**Principal Letters**  
**49**  
Last Reported: 61



**Outreach Events**  
**32**  
Last Reported: 26



**PCM Meetings**  
**14**  
Last Reported: 5



**New Info Flyer**  
**2**

**North Fork Elementary Construction Notice**  
Street & Parking Impact Notification for NW 15th Way

As part of the SMART investment that the District has made to improve North Fork Elementary School, work will be underway that will have an impact on the street and parking in the surrounding area.

- STREET IMPACT:** One lane of NW 15th Way & NW 3rd Ct will be closed for local traffic, facilitated by a flagman. No detours will be used on this project and street closure will be continuous from 7am-3pm from 6/25/18 - 6/29/2018
- PARKING IMPACT:** Residential parking lot will be closed off at 1530 NW 3rd St, Fort Lauderdale, FL 33311 from 6/25/18 - 7/6/2018

CBRE | HEERY For more information about construction at North Fork Elementary School (888) 318-4951

**Celebrating SMART Milestones**

Big achievements deserve recognition, when 23 SMART projects reach key milestones in one quarter, that calls for a celebration. Congratulations to all of the school staff, designers, contractors/vendors, and district staff who worked hard to get these projects to their goal.

23 schools	0 schools Awarded Design Firm	14 schools Award Design Agreement	6 schools Invited to Hire Vendor/Contractor	3 schools Award Vendor/Contractor Contract
• Wesley Stoveman Douglas High School (District 4)				
• Apollo Middle School (District 1)				
• Cooper City High School (District 4)				
• Deerfield Beach High School (District 7)				
• Endeavour Primary Learning Center (District 6)				
• Fort Lauderdale High School (District 1)				
• Wesley Stoveman Douglas High School (District 4)				
• Wray A. Barham Elementary School (District 1)				
• Oak Hill Elementary School (District 4)				
• Sanders Park Elementary Magnet School (E.S. Sanders Park Elementary School) (District 7)				
• Sawgrass Elementary (District 4)				
• Sheddah Technical High School (District 2)				
• Stoveman High School (District 3) (Catherine Addison and Renovations)				
• Stoveman Middle Elementary School (District 3)				
• Welby Elementary School (District 5)				

Board Milestones: April - May 2018 Page 1



# Section 1

---

## Technology SBBC SCHOOLS

Tony Hunter, Chief Information Officer

## SMART Core Infrastructure Upgrades BOC FY2017-2018- 4th QTR Ended 06-30-2018

Since the initiation of the SMART project, Technical Support Services has undertaken work in five areas of core infrastructure operation. These areas include the replacement and/or implementation of systems that provide improved network security perimeter defense and traffic management, load balancing of Internet and internal network traffic, IP address management and Domain Name Systems (DNS) operations, core network capacity and speed, and back-up and recovery. In every case, the work done was driven by greatly increased demand for network capacity and reliability that results from the:

- shift from print to digital instructional resources – including increased use of “rich media” (video, audio, advanced graphics, animation, interactivity)
- increased reliance on online assessments
- move toward personalization of instruction: more modern computers and the move toward to 1:1 computing
- increasing use of cloud-based resources (Office 365, Canvas, etc)
- heightened concern for IT security and privacy protection
- enhancements to business continuity and disaster recovery solutions

The impact of the dynamics noted above can be seen in the fact that in the District’s demand for Internet bandwidth is four times the 2013 level, the number of wirelessly connected devices has doubled over the same period, and the District’s network now provides connectivity to over 235,000 unique devices each day (including all of the District’s wired and wireless computers, printers, VoIP phones, and BYOD devices in the hands of staff and students).

<u>Project</u>	<u>Description</u>	<u>SMART Encumbrance / Expenditure</u>
Perimeter Defense and Traffic Management	Funds were spent to implement a new “Next Generation Firewall” (NGFW) at the District’s Internet perimeter. As a part of that project, the previous system was repositioned to serve as an internal firewall between the Data Center (and its critical systems) and the rest of the District’s internal network. The Next Generation Firewall, in addition to securing the perimeter, provides content filtering, applications control, and traffic analysis and reporting; all at vastly increased speeds and capacity levels.	\$1,519,323  <b>Project Status: Complete</b>
Load Balancing systems	Funds were spent on systems that manage and balance the traffic pattern and load distribution of the District’s two connections to the Internet at higher speeds and at with greater capacity.	\$564,591

<u>Project</u>	<u>Description</u>	<u>SMART Encumbrance / Expenditure</u>
	This project included as a part of its design strategy the load balancing of the District's web based application services.	<b>Project Status: Complete</b>
Load Balancing Systems	Application specific Load Balancing System and version upgrade	\$46,497 <b>Project Status: In Process</b>
Core Network Services	Expenditures were made to improve advanced network services including DNS, DHCP & IPAM. Expenditures in this area were done to improve the reliability of critical network system services and speed while further enhancing IP security and reporting.	\$905,556 <b>Project Status: Complete</b>
Core Network Speed and Capacity	Investments were made in the network switching fabric of the network core and the District's Data Center. In addition to providing increased speed and capacity, the new network infrastructure supports the implementation of advanced "software defined networking".	\$836,056 <b>Project Status: In Process</b>
Data-Center Tape Drive Virtualization	A project to replace the District's out-of-service tape back-up system with a Virtual Tape Back-up solution was implemented. This allows for the expedited recovery of a number of systems in the event of an emergency and propositions critical data at the District's off-site disaster recovery location out of state.	\$393,593 <b>Project Status: Complete</b>
Voice Contact Center	A project to replace the existing Call Center system that distributes incoming calls to specific groups or agents. This new system will be integrated to our current Avaya voice application system.	\$386,313 <b>Project Status: Complete</b>
DR Storage	A project to relocate and build storage for our offsite DR, hosted in our remote COLO facility.	\$221,488 <b>Project Status: Complete</b>
ERP Disk Replacement	A project to replace disk storage that supports our ERP system and was no longer going to be supported by the manufacturer.	\$212,881 <b>Project Status: Complete</b>

<u>Project</u>	<u>Description</u>	<u>SMART Encumbrance / Expenditure</u>
Content Filter	Implementation of enhanced content filter for classroom teachers to share content like YouTube videos, blogs, etc..., while securing inappropriate content and ensuring CIPA compliance.	\$1,354,141 <b>Project Status: Complete</b>
Firewall Internet Capacity	Project to build capacity to match school internet utilization in order to provide support and protection to schools and enterprise datacenter systems	\$1,395,356 <b>Project Status: Complete</b>
Data Network Infrastructure	Update Data Network Infrastructure (Data Switches) at the TSSC Administrative site to current network standards. This would provide the network functionality for the new Avaya voice phone system.	\$385,070 <b>Project Status: Complete</b>
Archival Security Storage and Logs	IT Storage Hardware to address the immediate need of additional storage space required for the IT archival security storage and firewall log projects along with the growth for future expansion, maintenance and support. (Refer to BID#18-156E Board approved 4-10-2018)	\$596,429 <b>Project Status: In Process</b>
<b>TOTAL ENCUMBRANCE/EXPENDITURES AS OF 6/30/18</b>		<b>\$ 8,817,294</b>



Additionally, SMART investment projects are scheduled to achieve the following outcomes:

- Meet growing network bandwidth requirements and increase network reliability
- Improve network traffic management and reporting
- Enhance IT security and identity management systems
- Increase systems storage capacity
- Expand and refresh the District's virtualized server environment
- Extend and enhance core telecommunications routing and application systems

Below are planned/projected items beginning 1<sup>st</sup> Quarter FY2018/19:

<u>Project</u>	<u>Description</u>	<u>SMART Projected Expenditures</u>
SCCM Server Hard Drives	Hardware to support centralized management tools for Local Area Network endpoints (Desktops/Laptops)	\$125,000
Midrange System Upgrade	Infrastructure Upgrade for systems that support Student Information System (SIS) and Data Warehouse. Current system is at end of life and will no longer supported by manufacturer	\$396,000
Server Blade Growth	Additional Server Blades needed to accommodate growth as well as those server blades are end of life	\$70,324
Network Security/Capacity Upgrades	Additional capacity to support internet growth and security requirements.	\$418,000
Enterprise Back-up	Replace/upgrade back-up from OEM NETAPP to an enterprise solution	\$300,000
UPS/Support for aging batteries	Replace UPS devices and computer batteries as needed	\$873,382
<b>TOTAL PROJECTED EXPENDITURES</b>		<b>\$ 2,182,706</b>



# Section 2

---

## Technology Charter SCHOOLS

Tony Hunter, Chief Information Officer

## Bond Oversight Committee SMART Technology Quarterly Update Charter Schools

As of the Third Quarter of FY 2017 (month ended March 31, 2017) **all charter school technology projects were completed.** For more detailed information on the SMART Program charter school technology you can visit the Bond Oversight Committee website and review the FY17 Q3 report.

[http://www.broward.k12.fl.us/boc/QuarterlyReports/FY17\\_Q3BOCReport.pdf](http://www.broward.k12.fl.us/boc/QuarterlyReports/FY17_Q3BOCReport.pdf)



# Section 3

---

## Music & Art Equipment

Daniel Gohl, Chief Academic Officer

**Music Equipment - Applied Learning Department  
Quarter Ending June 30, 2018**

As a result of the hard work associated with our SMART Bond Project, we had an extremely successful school year for music education. One hundred percent of all requested music equipment has been ordered for schools with music programs, and most of the items have been delivered. Since last quarter an additional 3,003 pieces of equipment were delivered, increasing the total number of pieces delivered to 53,642 with only 4,634 items left to be delivered to schools.

Two schools have added music programs to their schedules this year, bringing the number of schools with music programs to 194, continuing our mission of offering a well-rounded education to all students in Broward County Schools.

The music instruments and music equipment have been placed into categories so that we can show you the quantity and dollar amounts of the music orders for each school. For a detailed list of the instruments and equipment, please follow this link:

[http://www.broward.k12.fl.us/boc/QuarterlyReports/FY18\\_Q4MusicOrderDetail.pdf](http://www.broward.k12.fl.us/boc/QuarterlyReports/FY18_Q4MusicOrderDetail.pdf)

**Music Equipment Deployment Status  
For Quarter Ended June 30, 2018**

Status	Current Quarter (June 30 <sup>th</sup> )		Previous Quarter (March 31 <sup>st</sup> )	
	Number	Percent	Number	Percent
In Process	-	0.0%	-	0.0%
Ordering	-	0.0%	-	0.0%
Closing Out	11	5.0%	35	16.1%
Closed	178	81.7%	154	70.6%
No Program	29	13.3%	29	13.3%
<b>Total</b>	<b>218</b>	<b>100.0%</b>	<b>218</b>	<b>100.0%</b>



**Music Equipment Ordering Status  
For Quarter Ended June 30, 2018**

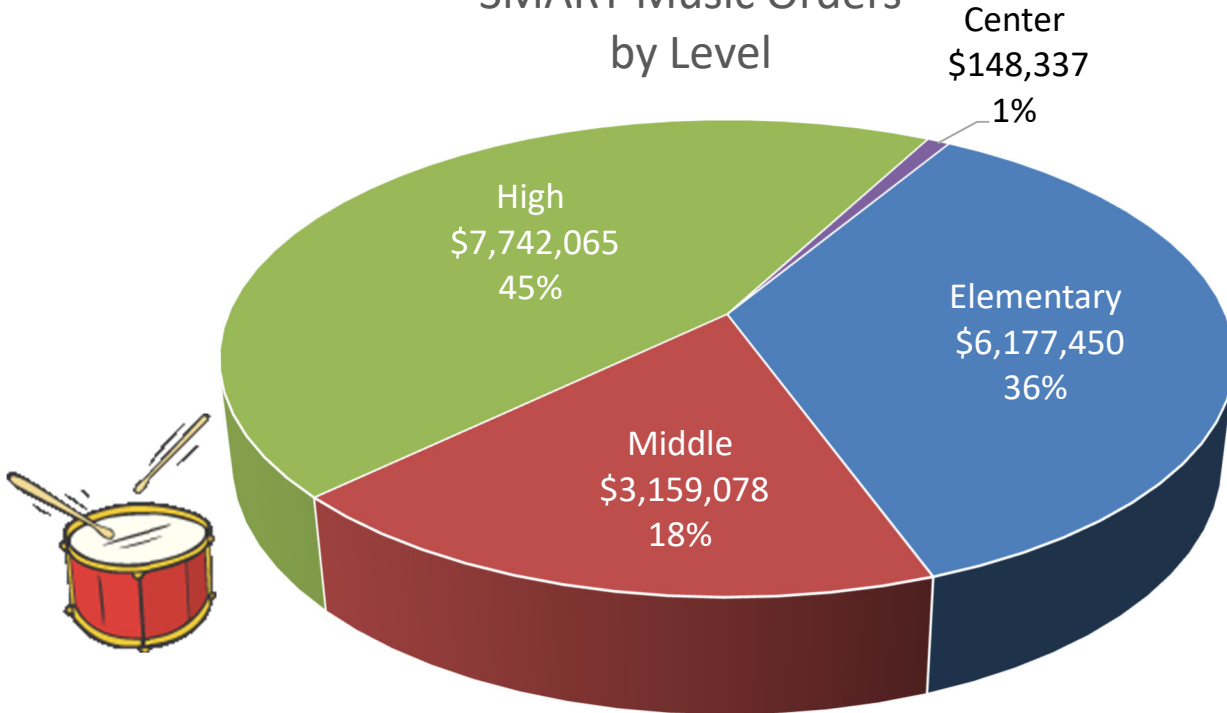
Status	Current Quarter (June 30 <sup>th</sup> )		Previous Quarter (March 31 <sup>st</sup> )	
	Quantity Ordered	Quantity Delivered	Quantity Ordered	Quantity Delivered
Elementary	45,821	42,191	45,821	39,503
Middle	3,902	3,707	3,902	3,434
High	7,964	7,533	7,964	7,525
Center	589	232	589	177
<b>Total</b>	<b>58,276</b>	<b>53,663</b>	<b>58,276</b>	<b>50,639</b>

Vendor	Amount	%
All County Music	10,658,455	61.9%
Cascio Music	3,228	0.0%
Enabling Devices	8,284	0.0%
JW Pepper	3,383	0.0%
Malmark	6,372	0.0%
Music Arts Enterprises	3,621,508	21%
Music Man	1,270,115	7.4%
Romeo Music	437,549	2.5%
School Specialty	61,735	0.4%
Summer Arts Sessions Int.	9,600	0.1%
Summerhays Music	11,984	0.1%
Vistapan Steel Instruments	5,036	0.0%
Wenger Corporation	1,129,681	6.6%
<b>Total</b>	<b>17,226,930</b>	<b>100.0%</b>

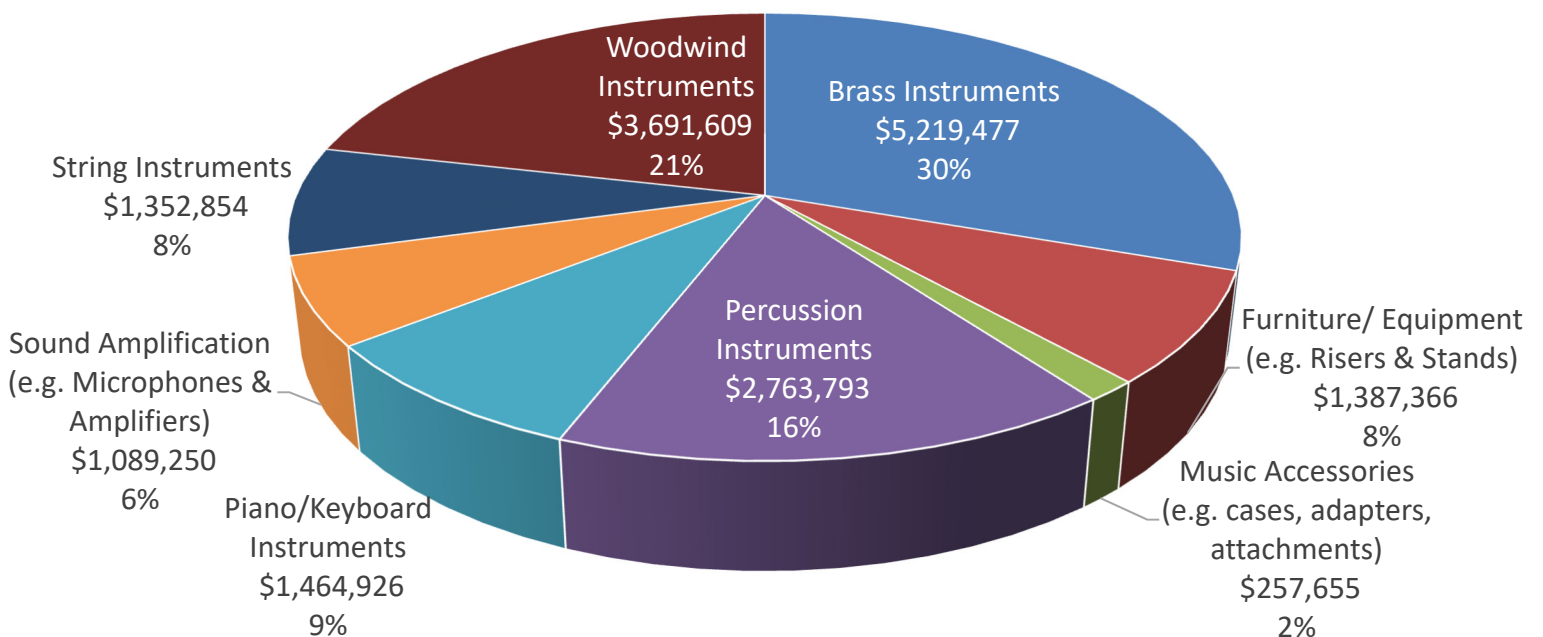


Total SMART Music Orders-to-Date \$17,226,930

SMART Music Orders  
by Level



Smart Music Orders  
by Instrument Categories





## SMART Program Music Equipment Status

Location	Program Year	Status	Orders Processed	Quantity Ordered	Orders Delivered	Quantity Delivered
Anderson, Boyd H. High School	Year 4*	Closed	100.0%	284	98.9%	281
Apollo Middle School	Year 1	Closed	100.0%	146	96.6%	141
Atlantic West Elementary School	Year 2	No Program	0.0%	-	0.0%	-
Attucks Middle School	Year 5*	Closed	100.0%	109	100.0%	109
Bair Middle School	Year 1	Closed	100.0%	84	100.0%	84
Banyan Elementary School	Year 3	Closed	100.0%	769	99.2%	763
Bayview Elementary School	Year 1	Closed	96.6%	805	77.0%	620
Beachside Montessori Village	Year 5*	Closed	96.4%	207	73.9%	153
Bennett Elementary School	Year 1	Closing Out	99.7%	391	29.7%	116
Bethune, Mary M. Elementary School	Year 2	Closed	100.0%	149	100.0%	149
Boulevard Heights Elementary School	Year 4*	No Program	0.0%	-	0.0%	-
Bright Horizons Center	Year 2	No Program	0.0%	-	0.0%	-
Broadview Elementary School	Year 1	Closed	87.4%	335	99.7%	334
Broward Estates Elementary School	Year 1	No Program	0.0%	-	0.0%	-
Castle Hill Elementary School	Year 4*	Closed	99.0%	435	97.2%	423
Central Park Elementary School	Year 2	Closed	87.4%	325	100.0%	325
Challenger Elementary School	Year 4*	Closed	100.0%	891	90.8%	809
Chapel Trail Elementary School	Year 5*	Closed	96.8%	302	92.7%	280
Drew, Charles Family Resource Center	Year 3	No Program	0.0%	-	0.0%	-
Coconut Creek Elementary School	Year 2	Closed	99.9%	663	63.0%	418
Coconut Creek High School	Year 2	Closed	100.0%	323	84.8%	274
Coconut Palm Elementary School	Year 5*	Closed	99.8%	372	98.1%	365
Colbert Elementary School	Year 4*	Closed	100.0%	249	100.0%	249
Collins Elementary School	Year 3	No Program	0.0%	-	0.0%	-
Cooper City Elementary School	Year 2	Closed	91.4%	396	80.1%	317
Cooper City High School	Year 2	Closed	100.0%	166	100.0%	166
Coral Cove Elementary School	Year 5*	Closed	87.1%	351	85.5%	300
Coral Glades High School	Year 5*	Closed	100.0%	360	96.4%	347
Coral Park Elementary School	Year 2	Closed	100.0%	261	99.2%	259
Coral Springs Pre-K - 8	Year 5*	Closed	100.0%	699	88.1%	616
Coral Springs Middle School	Year 1	Closed	100.0%	33	100.0%	33
Coral Springs High School	Year 3	Closing Out	99.9%	88	42.0%	37
Country Hills Elementary School	Year 5*	Closed	90.8%	208	100.0%	208
Country Isles Elementary School	Year 5*	Closed	100.0%	386	99.5%	384
Cresthaven Elementary School	Year 1	Closed	100.0%	536	100.0%	536
Croissant Park Elementary School	Year 1	Closed	100.0%	330	94.2%	311
Cross Creek School	Year 2	Closed	100.0%	339	54.6%	185
Cypress Bay High School	Year 5*	Closed	100.0%	510	89.0%	454
Cypress Elementary School	Year 1	Closed	99.4%	390	94.9%	370
Cypress Run Education Center	Year 2	No Program	0.0%	-	0.0%	-
Dandy, William Middle School	Year 2	Closed	100.0%	130	100.0%	130
Dania Elementary School	Year 5*	Closed	100.0%	431	95.8%	413
Dave Thomas Education Center	Year 2	No Program	0.0%	-	0.0%	-
Dave Thomas Education Center-West	Year 2	Closed	100.0%	26	100.0%	26
Davie Elementary School	Year 2	Closed	100.0%	638	100.0%	638
Deerfield Beach Elementary School	Year 1	Closed	100.0%	238	100.0%	238
Deerfield Beach Middle School	Year 3	Closing Out	41.6%	89	58.4%	52
Deerfield Park Elementary School	Year 1	Closed	93.3%	326	74.8%	244
Dillard 6-12 School	Year 1	Closed	100.0%	184	100.0%	184
Dillard Elementary School	Year 1	Closing Out	94.4%	277	37.2%	103
Discovery Elementary School	Year 3	Closed	80.0%	252	85.3%	215

## SMART Program Music Equipment Status

Location	Program Year	Status	Orders Processed	Quantity Ordered	Orders Delivered	Quantity Delivered
Dolphin Bay Elementary School	Year 5*	Closed	87.4%	656	93.0%	610
Drew, Charles Elementary School	Year 1	Closed	100.0%	128	66.4%	85
Driftwood Elementary School	Year 2	Closed	99.4%	290	98.6%	286
Driftwood Middle School	Year 1	Closed	100.0%	75	100.0%	75
Eagle Point Elementary School	Year 1	Closed	99.9%	270	99.6%	269
Eagle Ridge Elementary School	Year 5*	Closed	100.0%	613	92.5%	567
Ely, Blanche High School	Year 1	Closed	100.0%	164	100.0%	164
Embassy Creek Elementary School	Year 3	Closed	95.7%	254	100.0%	254
Endeavour Primary Learning Center	Year 4*	Closed	100.0%	729	95.6%	697
Everglades Elementary School	Year 5*	Closed	100.0%	340	100.0%	340
Everglades High School	Year 5*	Closed	100.0%	328	99.4%	326
Fairway Elementary School	Year 4*	Closed	99.1%	454	97.8%	444
Falcon Cove Middle School	Year 3	Closed	100.0%	38	100.0%	38
Flamingo Elementary School	Year 3	Closed	100.0%	383	94.0%	360
Flanagan, Charles W. High School	Year 4*	Closed	99.8%	210	99.5%	209
Floranada Elementary School	Year 3	Closed	91.2%	262	100.0%	262
Forest Hills Elementary School	Year 2	Closed	100.0%	365	99.2%	362
Fort Lauderdale High School	Year 1	Closed	100.0%	193	95.3%	184
Stephen Foster Elementary School	Year 1	Closed	98.9%	399	99.0%	395
Fox Trail Elementary School	Year 4*	Closed	94.5%	114	100.0%	114
Gator Run Elementary School	Year 3	Closed	93.0%	140	100.0%	140
Glades Middle School	Year 4*	Closed	100.0%	79	97.5%	77
Griffin Elementary School	Year 2	Closed	100.0%	588	100.0%	588
Gulfstream Early Learning Center of Excellence	Year 2	No Program	0.0%	-	0.0%	-
Gulfstream Academy of Hallandale Beach K-8 (Hallandale Adult & Community Center)	Year 2	No Program	0.0%	-	0.0%	-
Gulfstream Academy of Hallandale Beach K-8 (Hallandale Elementary School)	Year 4*	Closed	99.9%	99	99.0%	98
Hallandale High School	Year 4*	Closed	100.0%	272	99.6%	271
Harbordale Elementary School	Year 1	Closed	92.6%	105	99.0%	104
Hawkes Bluff Elementary School	Year 5*	Closed	99.9%	239	100.0%	239
Heron Heights Elementary School	Year 5*	Closing Out	79.6%	125	3.2%	4
Hollywood Central Elementary School	Year 3	Closed	100.0%	175	100.0%	175
Hollywood Hills Elementary School	Year 3	Closed	99.9%	229	100.0%	229
Hollywood Hills High School	Year 2	Closing Out	98.5%	223	48.9%	109
Hollywood Park Elementary School	Year 2	Closed	100.0%	219	100.0%	219
Horizon Elementary School	Year 3	Closed	99.9%	368	100.0%	368
Hunt, James S. Elementary School	Year 2	Closed	99.3%	435	94.9%	413
Indian Ridge Middle School	Year 2	Closed	100.0%	67	100.0%	67
Indian Trace Elementary School	Year 5*	Closed	100.0%	199	100.0%	199
King, Martin Luther (Dr. Martin Luther King, Jr. Montessori Academy)	Year 1	Closed	98.6%	407	100.0%	407
Lake Forest Elementary School	Year 4*	Closed	100.0%	610	97.9%	597
Lakeside Elementary School	Year 4*	Closed	100.0%	361	98.9%	357
Lanier-James Education Center	Year 2	No Program	0.0%	-	0.0%	-
Larkdale Elementary School	Year 4*	No Program	0.0%	-	0.0%	-
Lauderdale Lakes Middle School	Year 2	Closed	100.0%	633	95.1%	602
Lauderdale Manors Early Learning and Resource Center	Year 1	No Program	0.0%	-	0.0%	-
Lauderhill 6-12 School	Year 4*	No Program	0.0%	-	0.0%	-
Lauderhill-Paul Turner Elementary School	Year 4*	Closed	100.0%	202	100.0%	202
Liberty Elementary School	Year 4*	Closed	100.0%	383	97.4%	373

## SMART Program Music Equipment Status

Location	Program Year	Status	Orders Processed	Quantity Ordered	Orders Delivered	Quantity Delivered
Lloyd Estates Elementary School	Year 3	Closed	100.0%	390	100.0%	390
Lyons Creek Middle School	Year 5*	Closed	99.9%	135	97.0%	131
Manatee Bay Elementary School	Year 2	Closed	100.0%	260	61.9%	161
Maplewood Elementary School	Year 4*	Closed	99.8%	238	100.0%	238
Margate Elementary School	Year 2	Closed	99.9%	485	96.3%	467
Margate Middle School	Year 3	Closed	99.9%	328	99.4%	326
Markham, C. Robert Elementary School	Year 1	No Program	0.0%	-	0.0%	-
McArthur High School	Year 2	Closed	100.0%	382	99.0%	378
McNab Elementary School	Year 1	Closed	99.8%	386	67.1%	259
McNicol Middle School	Year 4*	Closing Out	97.0%	3	0.0%	-
Meadowbrook Elementary School	Year 3	Closed	97.7%	307	100.0%	307
Millennium 6-12 Collegiate Academy	Year 4*	Closed	99.8%	113	100.0%	113
Miramar Elementary School	Year 4*	Closed	100.0%	224	100.0%	224
Miramar High School	Year 4*	Closed	98.1%	703	93.3%	656
Mirror Lake Elementary School	Year 3	Closed	100.0%	672	96.9%	651
Monarch High School	Year 1	Closed	100.0%	170	100.0%	170
Morrow Elementary School	Year 2	No Program	0.0%	-	0.0%	-
North Andrews Gardens Elementary School	Year 3	Closed	99.7%	126	96.8%	122
New Renaissance Middle School	Year 4*	Closed	100.0%	158	100.0%	158
New River Middle School	Year 2	Closed	100.0%	76	100.0%	76
Nob Hill Elementary School	Year 3	Closed	100.0%	197	98.5%	194
Norcrest Elementary School	Year 1	Closed	100.0%	788	99.2%	782
North Fork Elementary School	Year 1	Closed	86.8%	258	89.9%	232
North Lauderdale Elementary School	Year 2	Closed	100.0%	113	96.5%	109
North Side Elementary School	Year 1	Closed	99.3%	948	95.4%	904
Northeast High School	Year 3	Closed	99.9%	274	99.6%	273
Nova Blanche Forman Elementary School	Year 2	Closed	100.0%	355	100.0%	355
Nova Dwight D Eisenhower Elementary School	Year 2	No Program	0.0%	-	0.0%	-
Nova Middle School	Year 3	Closed	100.0%	68	98.5%	67
Nova High School	Year 2	Closed	98.7%	508	97.2%	494
Oakland Park Elementary School	Year 3	Closed	91.7%	1,738	94.8%	1,648
Oakridge Elementary School	Year 3	Closed	100.0%	184	100.0%	184
Orange Brook Elementary School	Year 2	Closed	100.0%	635	85.2%	541
Oriole Elementary School	Year 4*	No Program	0.0%	-	0.0%	-
Palm Cove Elementary School	Year 4*	Closed	99.5%	308	100.0%	308
Palmview Elementary School	Year 1	No Program	0.0%	-	0.0%	-
Panther Run Elementary School	Year 5*	Closed	100.0%	272	92.6%	252
Park Lakes Elementary School	Year 4*	Closed	99.8%	209	100.0%	209
Park Ridge Elementary School	Year 1	Closed	99.6%	304	84.5%	257
Park Springs Elementary School	Year 5*	Closing Out	80.7%	423	72.6%	307
Park Trails Elementary School	Year 5*	Closed	100.0%	367	68.9%	253
Parkside Elementary School	Year 5*	Closed	100.0%	137	97.1%	133
Parkway Middle School	Year 3	Closed	100.0%	50	74.0%	37
Pasadena Lakes Elementary School	Year 4*	No Program	0.0%	-	0.0%	-
Pembroke Lakes Elementary School	Year 4*	Closed	99.9%	250	100.0%	250
Pembroke Pines Elementary School	Year 2	Closed	100.0%	260	100.0%	260
Perry, Annabel C. Elementary School	Year 4*	No Program	0.0%	-	0.0%	-
Henry D. Perry Education Center	Year 5*	Closing Out	50.0%	26	100.0%	26
Peters Elementary School	Year 3	Closed	100.0%	388	100.0%	388
Pine Ridge Education Center	Year 2	No Program	0.0%	-	0.0%	-
Pines Lakes Elementary School	Year 4*	Closed	99.9%	245	97.6%	239

## SMART Program Music Equipment Status

Location	Program Year	Status	Orders Processed	Quantity Ordered	Orders Delivered	Quantity Delivered
Pines Middle School	Year 3	Closed	100.0%	151	82.1%	124
Pinewood Elementary School	Year 2	Closed	100.0%	197	100.0%	197
Pioneer Middle School	Year 1	Closed	99.9%	59	91.5%	54
Piper High School	Year 3	Closed	100.0%	245	99.6%	244
Plantation Elementary School	Year 3	Closed	100.0%	415	98.8%	410
Plantation Middle School	Year 3	Closed	99.1%	129	100.0%	129
Plantation Park Elementary School	Year 3	Closed	99.6%	645	78.0%	503
Plantation High School	Year 3	Closed	100.0%	361	85.9%	310
Pompano Beach Elementary School	Year 1	Closed	99.3%	378	95.2%	360
Pompano Beach Middle School	Year 5*	No Program	0.0%	-	0.0%	-
Pompano Beach High School	Year 1	Closed	100.0%	784	100.0%	784
Quiet Waters Elementary School	Year 2	Closing Out	85.7%	606	97.5%	591
Ramblewood Elementary School	Year 4*	Closed	100.0%	348	98.3%	342
Ramblewood Middle School	Year 3	Closed	100.0%	34	100.0%	34
Riverglades Elementary School	Year 5*	Closed	100.0%	437	99.1%	433
Riverland Elementary School	Year 1	Closed	99.8%	1,217	99.9%	1,216
Riverside Elementary School	Year 4*	Closed	100.0%	217	99.1%	215
Rock Island Elementary School	Year 1	No Program	0.0%	-	0.0%	-
Royal Palm Elementary School	Year 4*	Closed	96.8%	259	99.2%	257
Sanders Park Elementary School	Year 1	Closed	100.0%	37	83.8%	31
Sandpiper Elementary School	Year 3	Closed	98.9%	266	97.7%	260
Sawgrass Elementary School	Year 3	Closed	100.0%	282	98.9%	279
Sawgrass Springs Middle School	Year 2	Closed	100.0%	135	100.0%	135
Sea Castle Elementary School	Year 4*	Closed	99.4%	134	100.0%	134
Seagull Alternative High School	Year 2	No Program	0.0%	-	0.0%	-
Seminole Middle School	Year 1	Closed	100.0%	57	100.0%	57
Sheridan Hills Elementary School	Year 2	Closed	100.0%	369	100.0%	369
Sheridan Park Elementary School	Year 2	Closed	100.0%	424	68.9%	292
Silver Lakes Elementary School	Year 5*	Closed	98.8%	635	91.5%	581
Silver Lakes Middle School	Year 5*	Closed	99.9%	122	100.0%	122
Silver Palms Elementary School	Year 4*	Closed	100.0%	202	100.0%	202
Silver Ridge Elementary School	Year 3	Closed	100.0%	367	97.5%	358
Silver Shores Elementary School	Year 5*	Closed	99.9%	155	100.0%	155
Silver Trail Middle School	Year 3	Closed	100.0%	83	100.0%	83
South Plantation High School	Year 3	Closed	100.0%	202	100.0%	202
Stirling Elementary School	Year 2	Closed	100.0%	505	98.2%	496
Stoneman Douglas High School	Year 5*	Closed	100.0%	239	98.7%	236
Stranahan High School	Year 3	Closed	93.7%	271	100.0%	271
Sunland Park Academy	Year 1	Closed	100.0%	536	93.5%	501
Sunrise Middle School	Year 1	Closed	100.0%	56	100.0%	56
Sunset Lakes Elementary School	Year 5*	Closed	100.0%	228	100.0%	228
Sunshine Elementary School	Year 4*	Closed	100.0%	440	76.8%	338
Tamarac Elementary School	Year 4*	Closed	100.0%	362	82.0%	297
Taravella, J.P. High School	Year 4*	Closed	100.0%	125	100.0%	125
Tedder Elementary School	Year 1	Closed	100.0%	407	98.0%	399
Tequesta Trace Middle School	Year 2	Closed	100.0%	161	93.2%	150
The Quest Center	Year 2	Closing Out	96.7%	546	34.6%	189
Thurgood Marshall Elementary School	Year 1	No Program	0.0%	-	0.0%	-
Tradewinds Elementary School	Year 5*	Closed	97.5%	447	84.8%	379
Tropical Elementary School	Year 3	Closed	100.0%	175	100.0%	175
Village Elementary School	Year 3	Closed	100.0%	188	98.9%	186

## SMART Program Music Equipment Status

Location	Program Year	Status	Orders Processed	Quantity Ordered	Orders Delivered	Quantity Delivered
Walker Elementary School	Year 1	Closed	100.0%	86	67.4%	58
Watkins Elementary School	Year 4*	No Program	0.0%	-	0.0%	-
Welleby Elementary School	Year 3	Closed	99.7%	260	86.9%	226
West Broward High School	Year 5*	Closed	100.0%	238	97.5%	232
West Hollywood Elementary School	Year 2	Closed	100.0%	173	100.0%	173
Westchester Elementary School	Year 5*	Closed	99.9%	105	100.0%	105
Western High School	Year 3	Closed	99.6%	157	96.8%	152
Westglades Middle School	Year 2	Closed	100.0%	56	100.0%	56
Westpine Middle School	Year 2	Closed	100.0%	87	100.0%	87
Westwood Heights Elementary School	Year 1	Closed	100.0%	313	92.3%	289
Whiddon-Rogers Education Center	Year 2	Closed	100.0%	17	100.0%	17
Whispering Pines Education Center	Year 3	No Program	0.0%	-	0.0%	-
Wilton Manors Elementary School	Year 1	Closed	94.2%	432	88.2%	381
Wingate Oaks Center	Year 2	No Program	0.0%	-	0.0%	-
Winston Park Elementary School	Year 4*	Closed	100.0%	158	100.0%	158
Young, Virginia Shuman Elementary School	Year 1	Closed	100.0%	64	75.0%	48
Young, Walter C. Middle School	Year 1	Closed	100.0%	125	100.0%	125

\*SBBC Board Item FF-1 on 1/18/2017 accelerated SMART music program Years 4 & 5 to Year 3

\*\*SBBC Board Item FF-1 on 1/18/2017 allocated the \$300K SMART music reserve

LEGEND FOR STATUS REPORT	
STATUS CODES	EXPLANTATION
Not Started	Project has not started
No Program	School currently dose not have music program
In Process	Process of getting quotes from vendors or requisition in queue
On Hold	School are on hold due to special request or circumstance
Ordering	In process of ordering - some funds but not all has been spent
Closing Out	School have substantially completed the order phase. Delivery monitored.
Closed	Project complete. No more orders will be initiated

## Section 3: Music Equipment by Category

Anderson, Boyd H. High School	Qty	Amount
Brass Instruments	94	\$138,896.39
Furniture/Equipment (Risers, Stands, etc.)	21	\$26,679.00
Music Accessories (cases, adapters, attachments, etc.)	3	\$9,231.00
Percussion Instruments	27	\$16,910.16
String Instruments	33	\$15,952.00
Woodwind Instruments	106	\$92,301.35
<b>School Totals:</b>	<b>284</b>	<b>\$299,969.90</b>

Apollo Middle School	Qty	Amount
Brass Instruments	28	\$28,743.90
Furniture/Equipment (Risers, Stands, etc.)	6	\$503.88
Music Accessories (cases, adapters, attachments, etc.)	3	\$179.30
Percussion Instruments	69	\$30,894.78
Piano/Keyboard Instruments	3	\$2,194.98
Sound Amplification (Microphones, Amplifiers, etc)	7	\$2,999.93
String Instruments	2	\$2,895.00
Woodwind Instruments	28	\$31,581.01
<b>School Totals:</b>	<b>146</b>	<b>\$99,992.78</b>

Aftucks Middle School	Qty	Amount
Brass Instruments	49	\$57,892.41
Furniture/Equipment (Risers, Stands, etc.)	1	\$106.40
Percussion Instruments	4	\$4,185.80
Woodwind Instruments	55	\$37,785.27
<b>School Totals:</b>	<b>109</b>	<b>\$99,969.88</b>

Bair Middle School	Qty	Amount
Brass Instruments	31	\$54,701.34
Furniture/Equipment (Risers, Stands, etc.)	1	\$115.50
Music Accessories (cases, adapters, attachments, etc.)	15	\$798.46
Percussion Instruments	13	\$6,617.31
Woodwind Instruments	24	\$37,764.41
<b>School Totals:</b>	<b>84</b>	<b>\$99,997.02</b>

Banyan Elementary School	Qty	Amount
Brass Instruments	4	\$845.25
Furniture/Equipment (Risers, Stands, etc.)	26	\$9,643.83
Music Accessories (cases, adapters, attachments, etc.)	30	\$721.95
Percussion Instruments	495	\$16,700.92
Piano/Keyboard Instruments	16	\$3,740.40
Sound Amplification (Microphones, Amplifiers, etc)	1	\$6,278.01
String Instruments	11	\$8,839.25
Woodwind Instruments	186	\$3,228.14
<b>School Totals:</b>	<b>769</b>	<b>\$49,997.75</b>

Bayview Elementary School	Qty	Amount
Furniture/Equipment (Risers, Stands, etc.)	46	\$7,152.54

Bayview Elementary School	Qty	Amount
Music Accessories (cases, adapters, attachments, etc.)	62	\$9,482.77
Percussion Instruments	223	\$19,077.92
Sound Amplification (Microphones, Amplifiers, etc)	9	\$2,335.99
String Instruments	4	\$5,035.53
Woodwind Instruments	461	\$5,228.92
<b>School Totals:</b>	<b>805</b>	<b>\$48,313.67</b>

Beachside Montessori Village	Qty	Amount
Brass Instruments	33	\$38,271.37
Furniture/Equipment (Risers, Stands, etc.)	15	\$7,473.71
Music Accessories (cases, adapters, attachments, etc.)	26	\$2,976.48
Percussion Instruments	55	\$5,600.92
Sound Amplification (Microphones, Amplifiers, etc)	33	\$13,292.96
Woodwind Instruments	45	\$28,769.65
<b>School Totals:</b>	<b>207</b>	<b>\$96,385.09</b>

Bennett Elementary School	Qty	Amount
Furniture/Equipment (Risers, Stands, etc.)	4	\$4,573.35
Music Accessories (cases, adapters, attachments, etc.)	2	\$88.18
Percussion Instruments	141	\$12,821.08
Piano/Keyboard Instruments	30	\$16,483.50
Sound Amplification (Microphones, Amplifiers, etc)	2	\$975.00
String Instruments	112	\$14,426.74
Woodwind Instruments	100	\$479.00
<b>School Totals:</b>	<b>391</b>	<b>\$49,846.85</b>

Bethune, Mary M. Elementary School	Qty	Amount
Brass Instruments	54	\$24,505.80
Furniture/Equipment (Risers, Stands, etc.)	1	\$106.40
Percussion Instruments	1	\$403.20
String Instruments	58	\$2,126.12
Woodwind Instruments	35	\$22,857.14
<b>School Totals:</b>	<b>149</b>	<b>\$49,998.66</b>

Broadview Elementary School	Qty	Amount
Brass Instruments	4	\$2,322.00
Furniture/Equipment (Risers, Stands, etc.)	57	\$18,371.50
Music Accessories (cases, adapters, attachments, etc.)	2	\$28.28
Percussion Instruments	127	\$16,547.58
Piano/Keyboard Instruments	1	\$599.99
Sound Amplification (Microphones, Amplifiers, etc)	3	\$975.00
String Instruments	4	\$3,925.81
Woodwind Instruments	137	\$905.63
<b>School Totals:</b>	<b>335</b>	<b>\$43,675.79</b>

Castle Hill Elementary School	Qty	Amount
Brass Instruments	16	\$3,685.48

## Section 3: Music Equipment by Category

Castle Hill Elementary School	Qty	Amount
Furniture/Equipment (Risers, Stands, etc.)	30	\$3,457.80
Music Accessories (cases, adapters, attachments, etc.)	10	\$252.76
Percussion Instruments	304	\$27,167.06
Sound Amplification (Microphones, Amplifiers, etc)	6	\$1,448.55
String Instruments	34	\$11,880.58
Woodwind Instruments	35	\$1,622.15
<b>School Totals:</b>	<b>435</b>	<b>\$49,514.38</b>

Central Park Elementary School	Qty	Amount
Brass Instruments	3	\$1,741.50
Furniture/Equipment (Risers, Stands, etc.)	13	\$3,682.08
Music Accessories (cases, adapters, attachments, etc.)	4	\$54.88
Percussion Instruments	84	\$9,841.12
Piano/Keyboard Instruments	2	\$25,344.45
Sound Amplification (Microphones, Amplifiers, etc)	1	\$0.00
Woodwind Instruments	218	\$3,018.43
<b>School Totals:</b>	<b>325</b>	<b>\$43,682.46</b>

Challenger Elementary School	Qty	Amount
Brass Instruments	11	\$3,868.08
Furniture/Equipment (Risers, Stands, etc.)	49	\$4,561.31
Percussion Instruments	253	\$11,365.47
Piano/Keyboard Instruments	1	\$599.99
Sound Amplification (Microphones, Amplifiers, etc)	2	\$12,556.02
String Instruments	71	\$13,205.72
Woodwind Instruments	504	\$3,842.96
<b>School Totals:</b>	<b>891</b>	<b>\$49,999.55</b>

Chapel Trail Elementary School	Qty	Amount
Brass Instruments	7	\$885.47
Furniture/Equipment (Risers, Stands, etc.)	25	\$1,074.67
Percussion Instruments	220	\$11,482.63
Piano/Keyboard Instruments	5	\$26,413.78
Sound Amplification (Microphones, Amplifiers, etc)	4	\$1,950.00
String Instruments	30	\$5,192.54
Woodwind Instruments	11	\$1,416.86
<b>School Totals:</b>	<b>302</b>	<b>\$48,415.95</b>

Coconut Creek Elementary School	Qty	Amount
Brass Instruments	4	\$2,691.00
Furniture/Equipment (Risers, Stands, etc.)	44	\$2,324.14
Percussion Instruments	501	\$19,474.15
Sound Amplification (Microphones, Amplifiers, etc)	22	\$8,420.49
String Instruments	48	\$15,537.61
Woodwind Instruments	44	\$1,499.59
<b>School Totals:</b>	<b>663</b>	<b>\$49,946.98</b>

Coconut Creek High School	Qty	Amount
Brass Instruments	59	\$134,492.90
Furniture/Equipment (Risers, Stands, etc.)	84	\$5,558.30
Music Accessories (cases, adapters, attachments, etc.)	49	\$2,591.78
Percussion Instruments	48	\$35,022.50
Sound Amplification (Microphones, Amplifiers, etc)	8	\$2,099.92
String Instruments	15	\$8,904.98
Woodwind Instruments	60	\$111,324.44
<b>School Totals:</b>	<b>323</b>	<b>\$299,994.82</b>

Coconut Palm Elementary School	Qty	Amount
Brass Instruments	18	\$2,003.68
Furniture/Equipment (Risers, Stands, etc.)	67	\$11,456.38
Music Accessories (cases, adapters, attachments, etc.)	54	\$5,933.96
Percussion Instruments	85	\$4,693.78
Piano/Keyboard Instruments	2	\$809.39
Sound Amplification (Microphones, Amplifiers, etc)	34	\$14,580.84
String Instruments	56	\$9,853.76
Woodwind Instruments	56	\$583.44
<b>School Totals:</b>	<b>372</b>	<b>\$49,915.23</b>

Colbert Elementary School	Qty	Amount
Brass Instruments	4	\$2,691.00
Furniture/Equipment (Risers, Stands, etc.)	51	\$9,654.54
Music Accessories (cases, adapters, attachments, etc.)	2	\$28.28
Percussion Instruments	109	\$10,763.94
Sound Amplification (Microphones, Amplifiers, etc)	2	\$699.98
String Instruments	69	\$25,042.64
Woodwind Instruments	12	\$1,118.92
<b>School Totals:</b>	<b>249</b>	<b>\$49,999.30</b>

Cooper City Elementary School	Qty	Amount
Brass Instruments	4	\$2,691.00
Furniture/Equipment (Risers, Stands, etc.)	139	\$8,004.59
Music Accessories (cases, adapters, attachments, etc.)	1	\$28.50
Percussion Instruments	170	\$11,352.50
Piano/Keyboard Instruments	1	\$599.99
Sound Amplification (Microphones, Amplifiers, etc)	3	\$13,056.01
String Instruments	44	\$8,009.60
Woodwind Instruments	34	\$1,952.70
<b>School Totals:</b>	<b>396</b>	<b>\$45,694.89</b>

Cooper City High School	Qty	Amount
Brass Instruments	58	\$155,932.22
Music Accessories (cases, adapters, attachments, etc.)	3	\$215.95
Percussion Instruments	49	\$34,415.69
Woodwind Instruments	56	\$109,431.69
<b>School Totals:</b>	<b>166</b>	<b>\$299,995.55</b>

## Section 3: Music Equipment by Category

Coral Cove Elementary School	Qty	Amount
Brass Instruments	14	\$3,111.50
Furniture/Equipment (Risers, Stands, etc.)	26	\$4,917.00
Percussion Instruments	201	\$6,127.95
Piano/Keyboard Instruments	10	\$5,999.90
Sound Amplification (Microphones, Amplifiers, etc)	3	\$7,277.99
String Instruments	89	\$15,780.39
Woodwind Instruments	8	\$327.92
<b>School Totals:</b>	<b>351</b>	<b>\$43,542.65</b>

Coral Glades High School	Qty	Amount
Brass Instruments	17	\$63,563.57
Furniture/Equipment (Risers, Stands, etc.)	276	\$67,729.92
Music Accessories (cases, adapters, attachments, etc.)	25	\$6,564.60
Percussion Instruments	10	\$7,858.24
Piano/Keyboard Instruments	2	\$81,583.06
Sound Amplification (Microphones, Amplifiers, etc)	1	\$899.99
String Instruments	4	\$11,440.80
Woodwind Instruments	25	\$60,359.07
<b>School Totals:</b>	<b>360</b>	<b>\$299,999.25</b>

Coral Park Elementary School	Qty	Amount
Brass Instruments	30	\$7,332.00
Furniture/Equipment (Risers, Stands, etc.)	60	\$12,861.45
Music Accessories (cases, adapters, attachments, etc.)	1	\$28.50
Percussion Instruments	160	\$16,521.87
Piano/Keyboard Instruments	1	\$549.45
Sound Amplification (Microphones, Amplifiers, etc)	2	\$6,778.00
String Instruments	6	\$5,392.99
Woodwind Instruments	1	\$535.50
<b>School Totals:</b>	<b>261</b>	<b>\$49,999.76</b>

Coral Springs Pre-K - 8	Qty	Amount
Brass Instruments	35	\$6,247.50
Furniture/Equipment (Risers, Stands, etc.)	79	\$6,200.54
Music Accessories (cases, adapters, attachments, etc.)	35	\$1,543.15
Percussion Instruments	357	\$11,257.03
Piano/Keyboard Instruments	35	\$7,329.00
String Instruments	53	\$14,817.44
Woodwind Instruments	105	\$2,592.45
<b>School Totals:</b>	<b>699</b>	<b>\$49,987.11</b>

Coral Springs High School	Qty	Amount
Brass Instruments	22	\$52,499.50
Furniture/Equipment (Risers, Stands, etc.)	15	\$12,339.06
Percussion Instruments	5	\$2,513.10
Piano/Keyboard Instruments	11	\$8,009.89
Woodwind Instruments	35	\$89,531.85
<b>School Totals:</b>	<b>88</b>	<b>\$164,893.40</b>

Coral Springs Middle School	Qty	Amount
Brass Instruments	13	\$50,864.40
Music Accessories (cases, adapters, attachments, etc.)	1	\$858.85
Percussion Instruments	7	\$7,559.55
Woodwind Instruments	12	\$40,716.73
<b>School Totals:</b>	<b>33</b>	<b>\$99,999.53</b>

Country Hills Elementary School	Qty	Amount
Brass Instruments	2	\$1,161.00
Furniture/Equipment (Risers, Stands, etc.)	152	\$27,796.00
Percussion Instruments	13	\$4,025.22
String Instruments	36	\$12,040.80
Woodwind Instruments	5	\$386.45
<b>School Totals:</b>	<b>208</b>	<b>\$45,409.47</b>

Country Isles Elementary School	Qty	Amount
Brass Instruments	5	\$2,227.02
Furniture/Equipment (Risers, Stands, etc.)	33	\$7,841.62
Music Accessories (cases, adapters, attachments, etc.)	3	\$101.48
Percussion Instruments	178	\$12,093.81
Piano/Keyboard Instruments	19	\$4,368.60
Sound Amplification (Microphones, Amplifiers, etc)	3	\$7,127.99
String Instruments	48	\$13,720.03
Woodwind Instruments	97	\$2,518.57
<b>School Totals:</b>	<b>386</b>	<b>\$49,999.12</b>

Cresthaven Elementary School	Qty	Amount
Brass Instruments	4	\$2,691.00
Furniture/Equipment (Risers, Stands, etc.)	31	\$6,546.39
Percussion Instruments	313	\$16,327.22
Piano/Keyboard Instruments	1	\$599.99
Sound Amplification (Microphones, Amplifiers, etc)	1	\$6,278.01
String Instruments	19	\$11,013.60
Woodwind Instruments	167	\$6,542.03
<b>School Totals:</b>	<b>536</b>	<b>\$49,998.24</b>

Croissant Park Elementary School	Qty	Amount
Furniture/Equipment (Risers, Stands, etc.)	42	\$10,291.67
Music Accessories (cases, adapters, attachments, etc.)	41	\$1,592.44
Percussion Instruments	58	\$11,316.41
Piano/Keyboard Instruments	2	\$7,421.00
Sound Amplification (Microphones, Amplifiers, etc)	12	\$7,790.79
String Instruments	46	\$9,721.25
Woodwind Instruments	129	\$1,863.23
<b>School Totals:</b>	<b>330</b>	<b>\$49,996.79</b>

Cross Creek School	Qty	Amount
Brass Instruments	13	\$1,820.00
TBD	326	\$48,179.72
<b>School Totals:</b>	<b>339</b>	<b>\$49,999.72</b>



## Section 3: Music Equipment by Category

Cypress Bay High School	Qty	Amount
Brass Instruments	16	\$66,921.64
Furniture/Equipment (Risers, Stands, etc.)	217	\$32,311.85
Music Accessories (cases, adapters, attachments, etc.)	106	\$9,416.58
Percussion Instruments	16	\$26,835.36
Piano/Keyboard Instruments	38	\$117,865.00
String Instruments	106	\$9,880.80
Woodwind Instruments	11	\$36,758.84
<b>School Totals:</b>	<b>510</b>	<b>\$299,990.07</b>

Cypress Elementary School	Qty	Amount
Brass Instruments	4	\$1,831.02
Furniture/Equipment (Risers, Stands, etc.)	12	\$2,676.10
Music Accessories (cases, adapters, attachments, etc.)	3	\$116.62
Percussion Instruments	200	\$15,578.06
Piano/Keyboard Instruments	4	\$14,742.10
Sound Amplification (Microphones, Amplifiers, etc)	1	\$375.00
String Instruments	28	\$11,664.69
Woodwind Instruments	138	\$2,723.01
<b>School Totals:</b>	<b>390</b>	<b>\$49,706.60</b>

Dandy, William Middle School	Qty	Amount
Brass Instruments	25	\$41,010.28
Furniture/Equipment (Risers, Stands, etc.)	11	\$1,273.15
Music Accessories (cases, adapters, attachments, etc.)	12	\$494.84
Percussion Instruments	26	\$16,107.23
Piano/Keyboard Instruments	2	\$1,199.98
Sound Amplification (Microphones, Amplifiers, etc)	6	\$2,359.94
String Instruments	1	\$349.99
Woodwind Instruments	47	\$37,200.93
<b>School Totals:</b>	<b>130</b>	<b>\$99,996.34</b>

Dania Elementary School	Qty	Amount
Brass Instruments	2	\$258.49
Furniture/Equipment (Risers, Stands, etc.)	56	\$12,030.26
Music Accessories (cases, adapters, attachments, etc.)	3	\$238.65
Percussion Instruments	250	\$15,475.12
Piano/Keyboard Instruments	8	\$1,675.20
Sound Amplification (Microphones, Amplifiers, etc)	1	\$375.00
String Instruments	108	\$19,620.53
Woodwind Instruments	3	\$326.72
<b>School Totals:</b>	<b>431</b>	<b>\$49,999.97</b>

Dave Thomas Education Center-West	Qty	Amount
Sound Amplification (Microphones, Amplifiers, etc)	26	\$50,000.00
<b>School Totals:</b>	<b>26</b>	<b>\$50,000.00</b>

Davie Elementary School	Qty	Amount
Furniture/Equipment (Risers, Stands, etc.)	77	\$4,697.31
Music Accessories (cases, adapters, attachments, etc.)	5	\$70.70
Percussion Instruments	306	\$19,231.10
Piano/Keyboard Instruments	1	\$24,795.00
Woodwind Instruments	249	\$1,192.71
<b>School Totals:</b>	<b>638</b>	<b>\$49,986.82</b>

Deerfield Beach Elementary School	Qty	Amount
Furniture/Equipment (Risers, Stands, etc.)	61	\$3,253.29
Percussion Instruments	101	\$14,459.51
Piano/Keyboard Instruments	1	\$24,795.00
Sound Amplification (Microphones, Amplifiers, etc)	7	\$6,325.11
Woodwind Instruments	68	\$1,167.08
<b>School Totals:</b>	<b>238</b>	<b>\$49,999.99</b>

Deerfield Beach Middle School	Qty	Amount
Brass Instruments	21	\$2,984.00
Music Accessories (cases, adapters, attachments, etc.)	7	\$306.50
Percussion Instruments	12	\$2,335.00
Piano/Keyboard Instruments	1	\$1,440.00
Woodwind Instruments	48	\$5,404.50
<b>School Totals:</b>	<b>89</b>	<b>\$12,470.00</b>

Deerfield Park Elementary School	Qty	Amount
Brass Instruments	12	\$3,568.00
Furniture/Equipment (Risers, Stands, etc.)	29	\$9,426.10
Music Accessories (cases, adapters, attachments, etc.)	17	\$1,164.03
Percussion Instruments	120	\$14,962.33
Piano/Keyboard Instruments	8	\$4,395.60
Sound Amplification (Microphones, Amplifiers, etc)	2	\$949.99
String Instruments	35	\$10,496.20
Woodwind Instruments	103	\$1,671.50
<b>School Totals:</b>	<b>326</b>	<b>\$46,633.75</b>

Dillard 6-12 School	Qty	Amount
Brass Instruments	59	\$159,890.66
Music Accessories (cases, adapters, attachments, etc.)	53	\$4,539.06
Percussion Instruments	24	\$15,678.40
Piano/Keyboard Instruments	2	\$3,731.19
Sound Amplification (Microphones, Amplifiers, etc)	5	\$5,167.97
Woodwind Instruments	41	\$110,992.03
<b>School Totals:</b>	<b>184</b>	<b>\$299,999.31</b>

Dillard Elementary School	Qty	Amount
Furniture/Equipment (Risers, Stands, etc.)	78	\$6,821.02
Music Accessories (cases, adapters, attachments, etc.)	27	\$916.49
Percussion Instruments	134	\$22,600.29
Piano/Keyboard Instruments	2	\$7,421.59

## Section 3: Music Equipment by Category

Dillard Elementary School	Qty	Amount
Sound Amplification (Microphones, Amplifiers, etc)	5	\$8,203.00
String Instruments	31	\$1,229.65
<b>School Totals:</b>	277	\$47,192.04

Discovery Elementary School	Qty	Amount
Brass Instruments	5	\$842.52
Furniture/Equipment (Risers, Stands, etc.)	81	\$10,830.28
Music Accessories (cases, adapters, attachments, etc.)	23	\$3,732.00
Percussion Instruments	49	\$2,348.38
Piano/Keyboard Instruments	1	\$0.00
Sound Amplification (Microphones, Amplifiers, etc)	29	\$11,421.00
String Instruments	64	\$10,828.72
<b>School Totals:</b>	252	\$40,002.90

Dolphin Bay Elementary School	Qty	Amount
Brass Instruments	28	\$4,998.00
Furniture/Equipment (Risers, Stands, etc.)	16	\$3,334.30
Music Accessories (cases, adapters, attachments, etc.)	20	\$782.00
Percussion Instruments	180	\$6,341.30
Piano/Keyboard Instruments	4	\$837.60
Sound Amplification (Microphones, Amplifiers, etc)	8	\$8,727.99
String Instruments	95	\$16,327.53
Woodwind Instruments	305	\$2,369.45
<b>School Totals:</b>	656	\$43,718.17

Drew, Charles Elementary School	Qty	Amount
Furniture/Equipment (Risers, Stands, etc.)	92	\$5,872.59
Percussion Instruments	17	\$1,648.78
Piano/Keyboard Instruments	3	\$25,994.98
Sound Amplification (Microphones, Amplifiers, etc)	6	\$14,306.00
String Instruments	6	\$1,775.82
Woodwind Instruments	4	\$401.21
<b>School Totals:</b>	128	\$49,999.38

Driftwood Elementary School	Qty	Amount
Brass Instruments	11	\$4,929.00
Furniture/Equipment (Risers, Stands, etc.)	53	\$5,999.97
Percussion Instruments	146	\$17,089.05
Sound Amplification (Microphones, Amplifiers, etc)	3	\$7,127.99
String Instruments	42	\$12,781.72
Woodwind Instruments	35	\$1,757.68
<b>School Totals:</b>	290	\$49,685.41

Driftwood Middle School	Qty	Amount
Brass Instruments	35	\$52,127.27
Music Accessories (cases, adapters, attachments, etc.)	1	\$373.30
Percussion Instruments	3	\$6,156.20
Woodwind Instruments	36	\$41,343.09

Driftwood Middle School	Qty	Amount
<b>School Totals:</b>	75	\$99,999.86

Eagle Point Elementary School	Qty	Amount
Brass Instruments	4	\$1,831.02
Furniture/Equipment (Risers, Stands, etc.)	123	\$13,462.67
Music Accessories (cases, adapters, attachments, etc.)	3	\$116.68
Percussion Instruments	46	\$3,593.30
Piano/Keyboard Instruments	25	\$5,235.00
Sound Amplification (Microphones, Amplifiers, etc)	4	\$7,727.99
String Instruments	65	\$17,984.94
<b>School Totals:</b>	270	\$49,951.60

Eagle Ridge Elementary School	Qty	Amount
Brass Instruments	32	\$3,560.70
Furniture/Equipment (Risers, Stands, etc.)	5	\$3,184.40
Music Accessories (cases, adapters, attachments, etc.)	1	\$28.50
Percussion Instruments	229	\$14,651.62
Piano/Keyboard Instruments	1	\$6,821.60
Sound Amplification (Microphones, Amplifiers, etc)	1	\$6,278.01
String Instruments	65	\$9,911.88
Woodwind Instruments	279	\$5,561.49
<b>School Totals:</b>	613	\$49,998.20

Ely, Blanche High School	Qty	Amount
Brass Instruments	57	\$137,508.98
Furniture/Equipment (Risers, Stands, etc.)	29	\$22,947.01
Music Accessories (cases, adapters, attachments, etc.)	1	\$5,302.85
Percussion Instruments	9	\$9,286.83
Sound Amplification (Microphones, Amplifiers, etc)	4	\$2,450.00
String Instruments	3	\$4,350.00
Woodwind Instruments	61	\$118,124.11
<b>School Totals:</b>	164	\$299,969.78

Embassy Creek Elementary School	Qty	Amount
Brass Instruments	7	\$4,617.00
Furniture/Equipment (Risers, Stands, etc.)	19	\$2,774.33
Percussion Instruments	216	\$26,274.22
Piano/Keyboard Instruments	2	\$758.85
Sound Amplification (Microphones, Amplifiers, etc)	2	\$750.00
String Instruments	8	\$12,675.00
<b>School Totals:</b>	254	\$47,849.40

Endeavour Primary Learning Center	Qty	Amount
Furniture/Equipment (Risers, Stands, etc.)	49	\$10,161.36
Music Accessories (cases, adapters, attachments, etc.)	7	\$301.30
Percussion Instruments	315	\$13,605.95
Sound Amplification (Microphones, Amplifiers, etc)	17	\$15,434.50

## Section 3: Music Equipment by Category

Endeavour Primary Learning Center	Qty	Amount
String Instruments	37	\$8,979.14
Woodwind Instruments	304	\$1,516.96
<b>School Totals:</b>	729	\$49,999.21

Everglades Elementary School	Qty	Amount
Brass Instruments	47	\$10,034.25
Furniture/Equipment (Risers, Stands, etc.)	43	\$11,264.25
Music Accessories (cases, adapters, attachments, etc.)	4	\$160.77
Percussion Instruments	183	\$11,408.19
Sound Amplification (Microphones, Amplifiers, etc)	1	\$6,278.01
String Instruments	27	\$10,395.00
Woodwind Instruments	35	\$454.81
<b>School Totals:</b>	340	\$49,995.28

Everglades High School	Qty	Amount
Brass Instruments	38	\$102,974.23
Furniture/Equipment (Risers, Stands, etc.)	95	\$48,858.07
Music Accessories (cases, adapters, attachments, etc.)	66	\$32,527.58
Percussion Instruments	42	\$32,857.05
Piano/Keyboard Instruments	8	\$6,296.04
Sound Amplification (Microphones, Amplifiers, etc)	43	\$26,258.99
String Instruments	6	\$7,264.18
Woodwind Instruments	30	\$42,963.66
<b>School Totals:</b>	328	\$299,999.80

Fairway Elementary School	Qty	Amount
Brass Instruments	11	\$2,606.10
Furniture/Equipment (Risers, Stands, etc.)	79	\$5,838.54
Music Accessories (cases, adapters, attachments, etc.)	8	\$119.06
Percussion Instruments	230	\$14,249.75
Piano/Keyboard Instruments	16	\$3,690.45
Sound Amplification (Microphones, Amplifiers, etc)	4	\$1,449.98
String Instruments	100	\$20,818.73
Woodwind Instruments	6	\$796.08
<b>School Totals:</b>	454	\$49,568.69

Falcon Cove Middle School	Qty	Amount
Brass Instruments	17	\$52,624.28
Furniture/Equipment (Risers, Stands, etc.)	2	\$212.40
Music Accessories (cases, adapters, attachments, etc.)	1	\$44.85
Percussion Instruments	10	\$10,139.20
Woodwind Instruments	8	\$36,977.52
<b>School Totals:</b>	38	\$99,998.25

Flamingo Elementary School	Qty	Amount
Brass Instruments	30	\$2,300.70
Furniture/Equipment (Risers, Stands, etc.)	15	\$1,126.44

Flamingo Elementary School	Qty	Amount
Music Accessories (cases, adapters, attachments, etc.)	3	\$106.13
Percussion Instruments	96	\$11,836.40
Piano/Keyboard Instruments	2	\$1,098.90
Sound Amplification (Microphones, Amplifiers, etc)	4	\$7,703.01
String Instruments	108	\$24,375.49
Woodwind Instruments	125	\$1,452.25
<b>School Totals:</b>	383	\$49,999.32

Flanagan, Charles W. High School	Qty	Amount
Brass Instruments	57	\$164,181.58
Furniture/Equipment (Risers, Stands, etc.)	6	\$749.90
Music Accessories (cases, adapters, attachments, etc.)	52	\$5,281.00
Percussion Instruments	23	\$30,655.49
Piano/Keyboard Instruments	4	\$5,546.73
Sound Amplification (Microphones, Amplifiers, etc)	3	\$1,587.75
String Instruments	30	\$4,899.00
Woodwind Instruments	35	\$86,432.40
<b>School Totals:</b>	210	\$299,333.85

Floranada Elementary School	Qty	Amount
Furniture/Equipment (Risers, Stands, etc.)	111	\$11,647.27
Music Accessories (cases, adapters, attachments, etc.)	1	\$79.55
Percussion Instruments	80	\$11,832.38
Sound Amplification (Microphones, Amplifiers, etc)	3	\$1,224.98
String Instruments	63	\$19,529.83
Woodwind Instruments	4	\$1,274.24
<b>School Totals:</b>	262	\$45,588.25

Forest Hills Elementary School	Qty	Amount
Furniture/Equipment (Risers, Stands, etc.)	11	\$2,002.64
Music Accessories (cases, adapters, attachments, etc.)	1	\$14.14
Percussion Instruments	172	\$9,567.30
Piano/Keyboard Instruments	2	\$25,344.45
Sound Amplification (Microphones, Amplifiers, etc)	4	\$7,603.00
String Instruments	36	\$4,507.79
Woodwind Instruments	139	\$959.91
<b>School Totals:</b>	365	\$49,999.23

Fort Lauderdale High School	Qty	Amount
Brass Instruments	61	\$129,545.14
Furniture/Equipment (Risers, Stands, etc.)	6	\$3,504.57
Music Accessories (cases, adapters, attachments, etc.)	12	\$3,348.92
Percussion Instruments	40	\$36,502.93
Piano/Keyboard Instruments	1	\$3,231.20
Sound Amplification (Microphones, Amplifiers, etc)	8	\$3,152.94
String Instruments	1	\$1,405.50

## Section 3: Music Equipment by Category

Fort Lauderdale High School	Qty	Amount
Woodwind Instruments	64	\$119,302.52
<b>School Totals:</b>	193	\$299,993.72

Fox Trail Elementary School	Qty	Amount
Brass Instruments	9	\$6,147.00
Furniture/Equipment (Risers, Stands, etc.)	31	\$3,517.00
Percussion Instruments	42	\$11,301.25
Piano/Keyboard Instruments	2	\$25,394.40
String Instruments	30	\$900.00
<b>School Totals:</b>	114	\$47,259.65

Gator Run Elementary School	Qty	Amount
Brass Instruments	2	\$823.26
Furniture/Equipment (Risers, Stands, etc.)	14	\$4,560.49
Music Accessories (cases, adapters, attachments, etc.)	2	\$88.18
Percussion Instruments	83	\$9,310.53
Piano/Keyboard Instruments	2	\$25,394.40
Sound Amplification (Microphones, Amplifiers, etc)	3	\$1,425.00
String Instruments	32	\$4,053.62
Woodwind Instruments	2	\$864.00
<b>School Totals:</b>	140	\$46,519.48

Glades Middle School	Qty	Amount
Brass Instruments	22	\$38,287.90
Furniture/Equipment (Risers, Stands, etc.)	6	\$735.60
Music Accessories (cases, adapters, attachments, etc.)	4	\$124.38
Percussion Instruments	15	\$21,727.99
Piano/Keyboard Instruments	1	\$599.99
Sound Amplification (Microphones, Amplifiers, etc)	2	\$749.98
Woodwind Instruments	29	\$37,768.99
<b>School Totals:</b>	79	\$99,994.83

Griffin Elementary School	Qty	Amount
Brass Instruments	8	\$5,382.00
Furniture/Equipment (Risers, Stands, etc.)	70	\$10,032.41
Music Accessories (cases, adapters, attachments, etc.)	3	\$85.32
Percussion Instruments	329	\$23,866.26
Sound Amplification (Microphones, Amplifiers, etc)	2	\$999.98
String Instruments	37	\$5,082.42
Woodwind Instruments	139	\$4,551.20
<b>School Totals:</b>	588	\$49,999.59

Gulfstream Academy of Hallandale Beach	Qty	Amount
Brass Instruments	30	\$41,615.45
Furniture/Equipment (Risers, Stands, etc.)	2	\$212.80
Music Accessories (cases, adapters, attachments, etc.)	2	\$1,144.32
Percussion Instruments	16	\$18,938.20

Gulfstream Academy of Hallandale Beach	Qty	Amount
Sound Amplification (Microphones, Amplifiers, etc)	9	\$3,081.19
Woodwind Instruments	40	\$34,919.53
<b>School Totals:</b>	99	\$99,911.49

Hallandale High School	Qty	Amount
Brass Instruments	99	\$169,680.84
Furniture/Equipment (Risers, Stands, etc.)	34	\$1,664.64
Percussion Instruments	29	\$27,327.16
Woodwind Instruments	110	\$101,290.44
<b>School Totals:</b>	272	\$299,963.08

Harbordale Elementary School	Qty	Amount
Furniture/Equipment (Risers, Stands, etc.)	20	\$9,447.96
Music Accessories (cases, adapters, attachments, etc.)	15	\$1,079.85
Percussion Instruments	43	\$11,715.87
Piano/Keyboard Instruments	1	\$6,821.60
Sound Amplification (Microphones, Amplifiers, etc)	5	\$6,548.01
String Instruments	21	\$10,665.00
<b>School Totals:</b>	105	\$46,278.29

Hawkes Bluff Elementary School	Qty	Amount
Brass Instruments	6	\$2,818.27
Furniture/Equipment (Risers, Stands, etc.)	16	\$2,117.38
Music Accessories (cases, adapters, attachments, etc.)	3	\$70.69
Percussion Instruments	201	\$8,204.66
Piano/Keyboard Instruments	2	\$25,394.40
Sound Amplification (Microphones, Amplifiers, etc)	6	\$6,809.40
String Instruments	2	\$3,352.50
Woodwind Instruments	3	\$1,192.50
<b>School Totals:</b>	239	\$49,959.80

Henry D. Perry Education Center	Qty	Amount
Piano/Keyboard Instruments	25	\$40,145.50
Sound Amplification (Microphones, Amplifiers, etc)	1	\$9,854.50
<b>School Totals:</b>	26	\$50,000.00

Heron Heights Elementary School	Qty	Amount
Furniture/Equipment (Risers, Stands, etc.)	9	\$2,317.55
Music Accessories (cases, adapters, attachments, etc.)	33	\$4,524.00
Percussion Instruments	22	\$1,933.95
Piano/Keyboard Instruments	1	\$599.99
Sound Amplification (Microphones, Amplifiers, etc)	33	\$25,560.99
String Instruments	15	\$3,815.36
Woodwind Instruments	12	\$1,041.44
<b>School Totals:</b>	125	\$39,793.28

Hollywood Central Elementary School	Qty	Amount
Brass Instruments	2	\$465.01

## Section 3: Music Equipment by Category

Hollywood Central Elementary School	Qty	Amount
Furniture/Equipment (Risers, Stands, etc.)	17	\$3,114.32
Percussion Instruments	88	\$12,508.50
Piano/Keyboard Instruments	3	\$8,021.58
Sound Amplification (Microphones, Amplifiers, etc)	2	\$6,778.00
String Instruments	57	\$17,907.90
Woodwind Instruments	6	\$1,204.16
<b>School Totals:</b>	175	\$49,999.47

Hollywood Hills Elementary School	Qty	Amount
Brass Instruments	1	\$222.25
Furniture/Equipment (Risers, Stands, etc.)	23	\$11,801.02
Music Accessories (cases, adapters, attachments, etc.)	2	\$57.39
Percussion Instruments	199	\$9,158.46
Piano/Keyboard Instruments	1	\$24,795.00
Sound Amplification (Microphones, Amplifiers, etc)	1	\$375.00
String Instruments	2	\$3,555.00
<b>School Totals:</b>	229	\$49,964.12

Hollywood Hills High School	Qty	Amount
Brass Instruments	85	\$168,669.23
Furniture/Equipment (Risers, Stands, etc.)	10	\$8,258.51
Music Accessories (cases, adapters, attachments, etc.)	48	\$3,391.25
Percussion Instruments	29	\$64,724.41
Piano/Keyboard Instruments	1	\$599.99
Sound Amplification (Microphones, Amplifiers, etc)	31	\$11,961.98
Woodwind Instruments	19	\$38,020.41
<b>School Totals:</b>	223	\$295,625.78

Hollywood Park Elementary School	Qty	Amount
Brass Instruments	7	\$3,572.52
Furniture/Equipment (Risers, Stands, etc.)	13	\$2,751.26
Music Accessories (cases, adapters, attachments, etc.)	3	\$41.58
Percussion Instruments	156	\$16,923.56
Piano/Keyboard Instruments	2	\$7,371.05
Sound Amplification (Microphones, Amplifiers, etc)	4	\$7,378.00
String Instruments	28	\$10,204.35
Woodwind Instruments	6	\$1,756.74
<b>School Totals:</b>	219	\$49,999.06

Horizon Elementary School	Qty	Amount
Brass Instruments	2	\$485.52
Furniture/Equipment (Risers, Stands, etc.)	105	\$13,181.37
Percussion Instruments	195	\$12,080.93
Piano/Keyboard Instruments	3	\$7,920.50
Sound Amplification (Microphones, Amplifiers, etc)	3	\$1,200.00
String Instruments	53	\$13,085.18
Woodwind Instruments	7	\$1,995.47

Horizon Elementary School	Qty	Amount
<b>School Totals:</b>	368	\$49,948.97

Hunt, James S. Elementary School	Qty	Amount
Brass Instruments	1	\$580.50
Furniture/Equipment (Risers, Stands, etc.)	27	\$2,123.06
Music Accessories (cases, adapters, attachments, etc.)	1	\$44.09
Percussion Instruments	97	\$6,714.15
Piano/Keyboard Instruments	3	\$32,216.00
Sound Amplification (Microphones, Amplifiers, etc)	1	\$6,278.01
Woodwind Instruments	305	\$1,682.37
<b>School Totals:</b>	435	\$49,638.18

Indian Ridge Middle School	Qty	Amount
Brass Instruments	28	\$33,054.95
Furniture/Equipment (Risers, Stands, etc.)	3	\$336.30
Percussion Instruments	7	\$23,686.90
Woodwind Instruments	29	\$42,918.68
<b>School Totals:</b>	67	\$99,996.83

Indian Trace Elementary School	Qty	Amount
Brass Instruments	12	\$2,112.40
Furniture/Equipment (Risers, Stands, etc.)	29	\$10,208.20
Music Accessories (cases, adapters, attachments, etc.)	40	\$2,433.40
Percussion Instruments	50	\$14,730.66
Piano/Keyboard Instruments	1	\$599.40
Sound Amplification (Microphones, Amplifiers, etc)	2	\$6,778.00
String Instruments	62	\$11,942.10
Woodwind Instruments	3	\$1,192.50
<b>School Totals:</b>	199	\$49,996.66

King, Martin Luther (Dr. Martin Luther King, Jr.) Elementary School	Qty	Amount
Brass Instruments	2	\$485.52
Furniture/Equipment (Risers, Stands, etc.)	26	\$4,436.47
Music Accessories (cases, adapters, attachments, etc.)	12	\$608.72
Percussion Instruments	306	\$27,591.42
Sound Amplification (Microphones, Amplifiers, etc)	4	\$155.44
String Instruments	57	\$16,002.30
<b>School Totals:</b>	407	\$49,279.87

Lake Forest Elementary School	Qty	Amount
Brass Instruments	2	\$1,345.50
Furniture/Equipment (Risers, Stands, etc.)	61	\$4,867.85
Music Accessories (cases, adapters, attachments, etc.)	4	\$185.70
Percussion Instruments	65	\$15,217.41
Sound Amplification (Microphones, Amplifiers, etc)	2	\$12,556.02
String Instruments	19	\$7,987.35
Woodwind Instruments	457	\$7,837.51

## Section 3: Music Equipment by Category

Lake Forest Elementary School	Qty	Amount
<b>School Totals:</b>	610	\$49,997.34

Lakeside Elementary School	Qty	Amount
Brass Instruments	1	\$178.50
Furniture/Equipment (Risers, Stands, etc.)	54	\$15,987.69
Music Accessories (cases, adapters, attachments, etc.)	3	\$141.59
Percussion Instruments	114	\$12,619.27
Piano/Keyboard Instruments	11	\$2,693.40
Sound Amplification (Microphones, Amplifiers, etc)	7	\$8,343.69
String Instruments	35	\$7,972.86
Woodwind Instruments	136	\$2,055.40
<b>School Totals:</b>	361	\$49,992.40

Lauderdale Lakes Middle School	Qty	Amount
Brass Instruments	48	\$42,443.92
Furniture/Equipment (Risers, Stands, etc.)	12	\$892.00
Music Accessories (cases, adapters, attachments, etc.)	496	\$10,447.80
Percussion Instruments	13	\$4,001.68
Sound Amplification (Microphones, Amplifiers, etc)	8	\$1,180.00
String Instruments	14	\$9,928.50
Woodwind Instruments	42	\$31,102.49
<b>School Totals:</b>	633	\$99,996.39

Lauderhill-Paul Turner Elementary School	Qty	Amount
Furniture/Equipment (Risers, Stands, etc.)	39	\$9,969.75
Percussion Instruments	147	\$8,484.65
Piano/Keyboard Instruments	1	\$24,795.00
Sound Amplification (Microphones, Amplifiers, etc)	1	\$6,278.01
String Instruments	1	\$113.99
Woodwind Instruments	13	\$357.25
<b>School Totals:</b>	202	\$49,998.65

Liberty Elementary School	Qty	Amount
Brass Instruments	8	\$5,382.00
Furniture/Equipment (Risers, Stands, etc.)	84	\$10,745.76
Music Accessories (cases, adapters, attachments, etc.)	2	\$28.28
Percussion Instruments	178	\$17,036.85
Piano/Keyboard Instruments	19	\$4,758.60
Sound Amplification (Microphones, Amplifiers, etc)	2	\$6,653.01
String Instruments	5	\$3,701.35
Woodwind Instruments	85	\$1,692.67
<b>School Totals:</b>	383	\$49,998.52

Lloyd Estates Elementary School	Qty	Amount
Furniture/Equipment (Risers, Stands, etc.)	152	\$22,068.60
Music Accessories (cases, adapters, attachments, etc.)	16	\$728.00
Percussion Instruments	180	\$10,493.46

Lloyd Estates Elementary School	Qty	Amount
Piano/Keyboard Instruments	3	\$1,798.20
Sound Amplification (Microphones, Amplifiers, etc)	2	\$6,778.00
String Instruments	31	\$7,467.43
Woodwind Instruments	6	\$653.44
<b>School Totals:</b>	390	\$49,987.13

Lyons Creek Middle School	Qty	Amount
Brass Instruments	39	\$51,042.03
Furniture/Equipment (Risers, Stands, etc.)	6	\$379.78
Music Accessories (cases, adapters, attachments, etc.)	2	\$42.69
Percussion Instruments	8	\$202.27
Piano/Keyboard Instruments	4	\$2,354.96
Sound Amplification (Microphones, Amplifiers, etc)	3	\$1,499.97
Woodwind Instruments	73	\$44,408.63
<b>School Totals:</b>	135	\$99,930.33

Manatee Bay Elementary School	Qty	Amount
Brass Instruments	28	\$7,191.02
Furniture/Equipment (Risers, Stands, etc.)	49	\$7,105.48
Percussion Instruments	98	\$10,367.33
Piano/Keyboard Instruments	1	\$209.40
Sound Amplification (Microphones, Amplifiers, etc)	11	\$1,612.79
String Instruments	67	\$23,193.47
Woodwind Instruments	6	\$318.69
<b>School Totals:</b>	260	\$49,998.18

Maplewood Elementary School	Qty	Amount
Brass Instruments	7	\$3,531.50
Furniture/Equipment (Risers, Stands, etc.)	21	\$13,608.55
Music Accessories (cases, adapters, attachments, etc.)	3	\$41.58
Percussion Instruments	175	\$17,680.88
Sound Amplification (Microphones, Amplifiers, etc)	1	\$6,278.01
String Instruments	4	\$6,705.00
Woodwind Instruments	27	\$2,046.53
<b>School Totals:</b>	238	\$49,892.05

Margate Elementary School	Qty	Amount
Brass Instruments	19	\$9,669.77
Furniture/Equipment (Risers, Stands, etc.)	9	\$4,259.41
Music Accessories (cases, adapters, attachments, etc.)	4	\$185.70
Percussion Instruments	305	\$20,850.31
String Instruments	29	\$13,156.29
Woodwind Instruments	119	\$1,805.24
<b>School Totals:</b>	485	\$49,926.72

Margate Middle School	Qty	Amount
Brass Instruments	41	\$31,035.50
Furniture/Equipment (Risers, Stands, etc.)	188	\$12,138.84

## Section 3: Music Equipment by Category

Margate Middle School	Qty	Amount
Music Accessories (cases, adapters, attachments, etc.)	10	\$3,907.02
Percussion Instruments	19	\$17,199.09
Piano/Keyboard Instruments	1	\$599.99
Sound Amplification (Microphones, Amplifiers, etc)	5	\$5,845.46
String Instruments	2	\$799.98
Woodwind Instruments	62	\$28,338.60
<b>School Totals:</b>	<b>328</b>	<b>\$99,864.48</b>

McArthur High School	Qty	Amount
Brass Instruments	52	\$139,631.94
Furniture/Equipment (Risers, Stands, etc.)	45	\$3,339.05
Music Accessories (cases, adapters, attachments, etc.)	104	\$4,247.62
Percussion Instruments	125	\$48,950.87
Piano/Keyboard Instruments	2	\$2,899.99
Sound Amplification (Microphones, Amplifiers, etc)	12	\$11,420.06
String Instruments	1	\$499.99
Woodwind Instruments	41	\$88,911.07
<b>School Totals:</b>	<b>382</b>	<b>\$299,900.59</b>

McNab Elementary School	Qty	Amount
Furniture/Equipment (Risers, Stands, etc.)	102	\$17,089.01
Music Accessories (cases, adapters, attachments, etc.)	6	\$3,364.36
Percussion Instruments	215	\$21,881.55
Piano/Keyboard Instruments	2	\$2,331.59
Sound Amplification (Microphones, Amplifiers, etc)	6	\$1,919.49
String Instruments	54	\$3,093.44
Woodwind Instruments	1	\$213.15
<b>School Totals:</b>	<b>386</b>	<b>\$49,892.59</b>

McNicol Middle School	Qty	Amount
Furniture/Equipment (Risers, Stands, etc.)	1	\$16,000.00
Sound Amplification (Microphones, Amplifiers, etc)	2	\$81,000.00
<b>School Totals:</b>	<b>3</b>	<b>\$97,000.00</b>

Meadowbrook Elementary School	Qty	Amount
Brass Instruments	4	\$1,702.50
Furniture/Equipment (Risers, Stands, etc.)	102	\$11,350.92
Music Accessories (cases, adapters, attachments, etc.)	16	\$2,424.76
Percussion Instruments	77	\$3,102.42
Piano/Keyboard Instruments	25	\$5,235.00
Sound Amplification (Microphones, Amplifiers, etc)	31	\$11,563.37
String Instruments	46	\$12,005.76
Woodwind Instruments	6	\$1,472.23
<b>School Totals:</b>	<b>307</b>	<b>\$48,856.96</b>

Millennium 6-12 Collegiate Academy	Qty	Amount
Brass Instruments	56	\$52,915.04

Millennium 6-12 Collegiate Academy	Qty	Amount
Furniture/Equipment (Risers, Stands, etc.)	2	\$147.90
Music Accessories (cases, adapters, attachments, etc.)	3	\$424.70
Percussion Instruments	3	\$7,399.40
Sound Amplification (Microphones, Amplifiers, etc)	1	\$899.99
Woodwind Instruments	48	\$37,981.60
<b>School Totals:</b>	<b>113</b>	<b>\$99,768.63</b>

Miramar Elementary School	Qty	Amount
Brass Instruments	14	\$4,934.10
Furniture/Equipment (Risers, Stands, etc.)	32	\$12,220.06
Music Accessories (cases, adapters, attachments, etc.)	1	\$13.30
Percussion Instruments	111	\$13,792.26
Piano/Keyboard Instruments	1	\$549.45
String Instruments	60	\$16,226.50
Woodwind Instruments	5	\$2,263.50
<b>School Totals:</b>	<b>224</b>	<b>\$49,999.17</b>

Miramar High School	Qty	Amount
Brass Instruments	102	\$154,533.65
Furniture/Equipment (Risers, Stands, etc.)	46	\$20,342.11
Music Accessories (cases, adapters, attachments, etc.)	386	\$6,345.54
Percussion Instruments	17	\$7,489.71
Piano/Keyboard Instruments	4	\$2,354.96
Sound Amplification (Microphones, Amplifiers, etc)	20	\$2,549.96
String Instruments	2	\$799.98
Woodwind Instruments	126	\$99,959.34
<b>School Totals:</b>	<b>703</b>	<b>\$294,375.25</b>

Mirror Lake Elementary School	Qty	Amount
Furniture/Equipment (Risers, Stands, etc.)	63	\$9,312.03
Music Accessories (cases, adapters, attachments, etc.)	20	\$881.80
Percussion Instruments	251	\$23,036.26
Piano/Keyboard Instruments	3	\$1,018.20
Sound Amplification (Microphones, Amplifiers, etc)	4	\$7,877.99
String Instruments	30	\$6,068.48
Woodwind Instruments	301	\$1,800.74
<b>School Totals:</b>	<b>672</b>	<b>\$49,995.50</b>

Monarch High School	Qty	Amount
Brass Instruments	45	\$132,300.21
Furniture/Equipment (Risers, Stands, etc.)	14	\$15,473.57
Music Accessories (cases, adapters, attachments, etc.)	9	\$1,062.47
Percussion Instruments	37	\$65,865.77
Piano/Keyboard Instruments	25	\$5,374.50
Sound Amplification (Microphones, Amplifiers, etc)	7	\$3,870.35
Woodwind Instruments	33	\$76,050.32

## Section 3: Music Equipment by Category

Monarch High School	Qty	Amount
<b>School Totals:</b>	170	\$299,997.19

New Renaissance Middle School	Qty	Amount
Brass Instruments	38	\$30,807.75
Furniture/Equipment (Risers, Stands, etc.)	5	\$649.00
Music Accessories (cases, adapters, attachments, etc.)	20	\$777.43
Percussion Instruments	27	\$13,421.44
Piano/Keyboard Instruments	2	\$1,177.48
Sound Amplification (Microphones, Amplifiers, etc)	2	\$749.98
String Instruments	1	\$262.49
Woodwind Instruments	63	\$52,153.26
<b>School Totals:</b>	158	\$99,998.83

New River Middle School	Qty	Amount
Brass Instruments	35	\$57,225.30
Furniture/Equipment (Risers, Stands, etc.)	2	\$72.94
Piano/Keyboard Instruments	1	\$154.98
Woodwind Instruments	38	\$42,533.47
<b>School Totals:</b>	76	\$99,986.69

Nob Hill Elementary School	Qty	Amount
Brass Instruments	14	\$1,093.46
Furniture/Equipment (Risers, Stands, etc.)	18	\$1,590.79
Music Accessories (cases, adapters, attachments, etc.)	11	\$365.99
Percussion Instruments	126	\$7,671.26
Piano/Keyboard Instruments	3	\$25,603.80
Sound Amplification (Microphones, Amplifiers, etc)	3	\$7,328.01
String Instruments	13	\$5,061.18
Woodwind Instruments	9	\$1,282.03
<b>School Totals:</b>	197	\$49,996.52

Norcrest Elementary School	Qty	Amount
Brass Instruments	15	\$1,150.35
Furniture/Equipment (Risers, Stands, etc.)	80	\$13,785.26
Music Accessories (cases, adapters, attachments, etc.)	4	\$318.20
Percussion Instruments	669	\$25,587.91
Sound Amplification (Microphones, Amplifiers, etc)	5	\$8,078.01
String Instruments	15	\$1,079.85
<b>School Totals:</b>	788	\$49,999.58

North Andrews Gardens Elementary School	Qty	Amount
Brass Instruments	14	\$20,279.60
Furniture/Equipment (Risers, Stands, etc.)	5	\$8,308.73
Music Accessories (cases, adapters, attachments, etc.)	47	\$3,687.60
Percussion Instruments	3	\$1,467.10
Piano/Keyboard Instruments	3	\$1,799.97
Sound Amplification (Microphones, Amplifiers, etc)	1	\$499.99

North Andrews Gardens Elementary School	Qty	Amount
String Instruments	43	\$4,650.00
Woodwind Instruments	10	\$9,140.81
<b>School Totals:</b>	126	\$49,833.80

North Fork Elementary School	Qty	Amount
Brass Instruments	20	\$1,533.80
Furniture/Equipment (Risers, Stands, etc.)	83	\$7,795.11
Percussion Instruments	95	\$13,021.15
Piano/Keyboard Instruments	11	\$6,093.90
Sound Amplification (Microphones, Amplifiers, etc)	6	\$2,099.99
String Instruments	40	\$11,645.98
Woodwind Instruments	3	\$1,192.50
<b>School Totals:</b>	258	\$43,382.43

North Lauderdale Elementary School	Qty	Amount
Furniture/Equipment (Risers, Stands, etc.)	53	\$15,774.93
Percussion Instruments	47	\$6,596.01
Piano/Keyboard Instruments	2	\$25,344.45
Sound Amplification (Microphones, Amplifiers, etc)	5	\$381.39
String Instruments	6	\$1,902.50
<b>School Totals:</b>	113	\$49,999.28

North Side Elementary School	Qty	Amount
Brass Instruments	29	\$5,351.50
Furniture/Equipment (Risers, Stands, etc.)	55	\$6,456.87
Music Accessories (cases, adapters, attachments, etc.)	6	\$477.30
Percussion Instruments	303	\$15,787.67
Piano/Keyboard Instruments	3	\$1,798.20
Sound Amplification (Microphones, Amplifiers, etc)	2	\$6,778.00
String Instruments	50	\$10,594.20
Woodwind Instruments	500	\$2,395.00
<b>School Totals:</b>	948	\$49,638.74

Northeast High School	Qty	Amount
Brass Instruments	92	\$168,114.50
Furniture/Equipment (Risers, Stands, etc.)	7	\$1,688.34
Music Accessories (cases, adapters, attachments, etc.)	51	\$1,514.03
Percussion Instruments	33	\$27,289.87
Sound Amplification (Microphones, Amplifiers, etc)	2	\$749.98
String Instruments	4	\$3,694.98
Woodwind Instruments	85	\$96,525.94
<b>School Totals:</b>	274	\$299,577.64

Nova Blanche Forman Elementary School	Qty	Amount
Furniture/Equipment (Risers, Stands, etc.)	40	\$2,181.60
Music Accessories (cases, adapters, attachments, etc.)	30	\$1,173.00
Percussion Instruments	64	\$17,557.26
Piano/Keyboard Instruments	10	\$9,096.79



## Section 3: Music Equipment by Category

Nova Blanche Forman Elementary School	Qty	Amount
Sound Amplification (Microphones, Amplifiers, etc)	2	\$12,556.02
String Instruments	60	\$5,071.50
Woodwind Instruments	149	\$2,362.51
<b>School Totals:</b>	355	\$49,998.68

Nova High School	Qty	Amount
Brass Instruments	33	\$80,912.20
Furniture/Equipment (Risers, Stands, etc.)	134	\$34,095.36
Music Accessories (cases, adapters, attachments, etc.)	86	\$11,472.78
Percussion Instruments	144	\$51,338.01
Piano/Keyboard Instruments	43	\$19,346.39
Sound Amplification (Microphones, Amplifiers, etc)	16	\$12,096.00
String Instruments	1	\$1,049.00
Woodwind Instruments	51	\$85,761.54
<b>School Totals:</b>	508	\$296,071.28

Nova Middle School	Qty	Amount
Brass Instruments	46	\$71,915.13
Percussion Instruments	1	\$138.70
Woodwind Instruments	21	\$27,918.27
<b>School Totals:</b>	68	\$99,972.10

Oakland Park Elementary School	Qty	Amount
Brass Instruments	5	\$3,087.00
Furniture/Equipment (Risers, Stands, etc.)	60	\$5,564.11
Music Accessories (cases, adapters, attachments, etc.)	23	\$740.37
Percussion Instruments	905	\$27,948.13
Piano/Keyboard Instruments	16	\$3,740.40
Sound Amplification (Microphones, Amplifiers, etc)	2	\$750.00
String Instruments	27	\$651.46
Woodwind Instruments	700	\$3,353.00
<b>School Totals:</b>	1,738	\$45,834.47

Oakridge Elementary School	Qty	Amount
Furniture/Equipment (Risers, Stands, etc.)	10	\$5,269.39
Percussion Instruments	65	\$5,815.36
Piano/Keyboard Instruments	1	\$24,795.00
Sound Amplification (Microphones, Amplifiers, etc)	1	\$6,278.01
String Instruments	57	\$7,601.85
Woodwind Instruments	50	\$239.50
<b>School Totals:</b>	184	\$49,999.11

Orange Brook Elementary School	Qty	Amount
Brass Instruments	6	\$1,456.56
Furniture/Equipment (Risers, Stands, etc.)	105	\$7,358.82
Music Accessories (cases, adapters, attachments, etc.)	4	\$185.70
Percussion Instruments	319	\$22,601.94
Piano/Keyboard Instruments	11	\$2,643.45

Orange Brook Elementary School	Qty	Amount
Sound Amplification (Microphones, Amplifiers, etc)	8	\$7,734.41
String Instruments	18	\$6,786.94
Woodwind Instruments	164	\$1,218.36
<b>School Totals:</b>	635	\$49,986.18

Palm Cove Elementary School	Qty	Amount
Furniture/Equipment (Risers, Stands, etc.)	14	\$798.16
Percussion Instruments	21	\$5,584.46
Piano/Keyboard Instruments	2	\$25,004.40
Sound Amplification (Microphones, Amplifiers, etc)	1	\$375.00
String Instruments	50	\$16,408.50
Woodwind Instruments	220	\$1,565.36
<b>School Totals:</b>	308	\$49,735.88

Panther Run Elementary School	Qty	Amount
Brass Instruments	41	\$10,277.89
Furniture/Equipment (Risers, Stands, etc.)	9	\$1,791.89
Music Accessories (cases, adapters, attachments, etc.)	1	\$509.00
Percussion Instruments	128	\$7,872.17
Sound Amplification (Microphones, Amplifiers, etc)	4	\$13,756.02
String Instruments	61	\$15,393.48
Woodwind Instruments	28	\$399.48
<b>School Totals:</b>	272	\$49,999.93

Park Lakes Elementary School	Qty	Amount
Brass Instruments	15	\$1,150.35
Furniture/Equipment (Risers, Stands, etc.)	34	\$2,313.06
Music Accessories (cases, adapters, attachments, etc.)	9	\$326.10
Percussion Instruments	116	\$7,379.77
Piano/Keyboard Instruments	1	\$24,795.00
Sound Amplification (Microphones, Amplifiers, etc)	4	\$7,603.00
String Instruments	30	\$6,324.63
<b>School Totals:</b>	209	\$49,891.91

Park Ridge Elementary School	Qty	Amount
Furniture/Equipment (Risers, Stands, etc.)	80	\$16,584.97
Music Accessories (cases, adapters, attachments, etc.)	23	\$4,891.00
Percussion Instruments	58	\$10,914.01
Piano/Keyboard Instruments	2	\$1,138.00
Sound Amplification (Microphones, Amplifiers, etc)	36	\$11,244.99
String Instruments	2	\$3,352.50
Woodwind Instruments	103	\$1,692.50
<b>School Totals:</b>	304	\$49,817.97

Park Springs Elementary School	Qty	Amount
Brass Instruments	7	\$2,380.40
Furniture/Equipment (Risers, Stands, etc.)	65	\$7,050.33

## Section 3: Music Equipment by Category

Park Springs Elementary School	Qty	Amount
Music Accessories (cases, adapters, attachments, etc.)	11	\$207.48
Percussion Instruments	161	\$12,242.38
Piano/Keyboard Instruments	2	\$1,098.90
Sound Amplification (Microphones, Amplifiers, etc)	8	\$7,566.00
String Instruments	65	\$8,470.64
Woodwind Instruments	104	\$1,332.07
<b>School Totals:</b>	<b>423</b>	<b>\$40,348.20</b>

Park Trails Elementary School	Qty	Amount
Furniture/Equipment (Risers, Stands, etc.)	21	\$4,304.00
Music Accessories (cases, adapters, attachments, etc.)	33	\$4,227.00
Percussion Instruments	55	\$5,697.79
Sound Amplification (Microphones, Amplifiers, etc)	60	\$31,536.00
String Instruments	14	\$3,144.68
Woodwind Instruments	184	\$1,089.72
<b>School Totals:</b>	<b>367</b>	<b>\$49,999.19</b>

Parkside Elementary School	Qty	Amount
Brass Instruments	12	\$6,690.78
Furniture/Equipment (Risers, Stands, etc.)	3	\$2,216.60
Percussion Instruments	78	\$17,654.69
Piano/Keyboard Instruments	1	\$599.40
Sound Amplification (Microphones, Amplifiers, etc)	1	\$375.00
String Instruments	41	\$21,920.22
Woodwind Instruments	1	\$535.50
<b>School Totals:</b>	<b>137</b>	<b>\$49,992.19</b>

Parkway Middle School	Qty	Amount
Music Accessories (cases, adapters, attachments, etc.)	13	\$174.00
Percussion Instruments	10	\$40.00
String Instruments	27	\$4,784.00
<b>School Totals:</b>	<b>50</b>	<b>\$4,998.00</b>

Pembroke Lakes Elementary School	Qty	Amount
Brass Instruments	3	\$1,741.50
Furniture/Equipment (Risers, Stands, etc.)	75	\$9,366.42
Music Accessories (cases, adapters, attachments, etc.)	3	\$173.93
Percussion Instruments	99	\$9,008.28
Piano/Keyboard Instruments	19	\$11,371.98
Sound Amplification (Microphones, Amplifiers, etc)	4	\$7,603.00
String Instruments	35	\$8,994.46
Woodwind Instruments	12	\$1,697.60
<b>School Totals:</b>	<b>250</b>	<b>\$49,957.17</b>

Pembroke Pines Elementary School	Qty	Amount
Brass Instruments	5	\$3,456.00
Furniture/Equipment (Risers, Stands, etc.)	57	\$7,600.64
Percussion Instruments	92	\$11,783.96

Pembroke Pines Elementary School	Qty	Amount
Piano/Keyboard Instruments	2	\$25,394.99
String Instruments	1	\$71.99
Woodwind Instruments	103	\$1,691.50
<b>School Totals:</b>	<b>260</b>	<b>\$49,999.08</b>

Peters Elementary School	Qty	Amount
Brass Instruments	2	\$1,345.50
Furniture/Equipment (Risers, Stands, etc.)	5	\$2,866.50
Music Accessories (cases, adapters, attachments, etc.)	3	\$117.30
Percussion Instruments	7	\$6,208.67
Piano/Keyboard Instruments	1	\$24,795.00
Sound Amplification (Microphones, Amplifiers, etc)	3	\$7,478.01
String Instruments	31	\$4,638.60
Woodwind Instruments	336	\$2,546.64
<b>School Totals:</b>	<b>388</b>	<b>\$49,996.22</b>

Pines Lakes Elementary School	Qty	Amount
Brass Instruments	9	\$4,017.02
Furniture/Equipment (Risers, Stands, etc.)	29	\$9,225.11
Percussion Instruments	86	\$13,489.79
Sound Amplification (Microphones, Amplifiers, etc)	1	\$6,278.01
String Instruments	57	\$16,382.24
Woodwind Instruments	63	\$576.47
<b>School Totals:</b>	<b>245</b>	<b>\$49,968.64</b>

Pines Middle School	Qty	Amount
Brass Instruments	57	\$51,439.08
Percussion Instruments	5	\$5,007.50
Sound Amplification (Microphones, Amplifiers, etc)	2	\$649.98
Woodwind Instruments	87	\$42,901.27
<b>School Totals:</b>	<b>151</b>	<b>\$99,997.83</b>

Pinewood Elementary School	Qty	Amount
Furniture/Equipment (Risers, Stands, etc.)	66	\$15,976.86
Music Accessories (cases, adapters, attachments, etc.)	2	\$26.60
Percussion Instruments	122	\$18,723.05
Piano/Keyboard Instruments	2	\$7,421.00
Sound Amplification (Microphones, Amplifiers, etc)	2	\$6,653.01
Woodwind Instruments	3	\$1,192.50
<b>School Totals:</b>	<b>197</b>	<b>\$49,993.02</b>

Pioneer Middle School	Qty	Amount
Brass Instruments	17	\$31,429.36
Percussion Instruments	3	\$8,489.44
Woodwind Instruments	39	\$59,980.20
<b>School Totals:</b>	<b>59</b>	<b>\$99,899.00</b>

Piper High School	Qty	Amount
Brass Instruments	65	\$177,309.55
Furniture/Equipment (Risers, Stands, etc.)	18	\$4,361.96

## Section 3: Music Equipment by Category

Piper High School	Qty	Amount
Music Accessories (cases, adapters, attachments, etc.)	48	\$2,519.23
Percussion Instruments	31	\$31,563.00
Piano/Keyboard Instruments	11	\$3,103.87
Sound Amplification (Microphones, Amplifiers, etc)	19	\$5,353.31
String Instruments	2	\$799.98
Woodwind Instruments	51	\$74,879.95
<b>School Totals:</b>	245	\$299,890.85

Plantation Elementary School	Qty	Amount
Brass Instruments	2	\$485.52
Furniture/Equipment (Risers, Stands, etc.)	123	\$14,572.49
Music Accessories (cases, adapters, attachments, etc.)	9	\$190.03
Percussion Instruments	142	\$9,855.74
Piano/Keyboard Instruments	15	\$3,871.05
Sound Amplification (Microphones, Amplifiers, etc)	5	\$8,327.99
String Instruments	38	\$12,071.95
Woodwind Instruments	81	\$623.69
<b>School Totals:</b>	415	\$49,998.46

Plantation High School	Qty	Amount
Brass Instruments	56	\$99,600.50
Furniture/Equipment (Risers, Stands, etc.)	100	\$24,520.26
Music Accessories (cases, adapters, attachments, etc.)	44	\$3,031.87
Percussion Instruments	59	\$62,155.40
Piano/Keyboard Instruments	3	\$5,590.00
Sound Amplification (Microphones, Amplifiers, etc)	32	\$16,403.00
Woodwind Instruments	67	\$88,698.95
<b>School Totals:</b>	361	\$299,999.98

Plantation Middle School	Qty	Amount
Brass Instruments	48	\$51,603.75
Music Accessories (cases, adapters, attachments, etc.)	15	\$645.41
Percussion Instruments	19	\$14,869.06
Woodwind Instruments	47	\$31,936.58
<b>School Totals:</b>	129	\$99,054.80

Plantation Park Elementary School	Qty	Amount
Brass Instruments	12	\$1,689.10
Furniture/Equipment (Risers, Stands, etc.)	19	\$2,345.79
Music Accessories (cases, adapters, attachments, etc.)	2	\$107.99
Percussion Instruments	345	\$25,219.12
Piano/Keyboard Instruments	1	\$599.99
Sound Amplification (Microphones, Amplifiers, etc)	5	\$8,327.99
String Instruments	45	\$8,962.40
Woodwind Instruments	216	\$2,568.84
<b>School Totals:</b>	645	\$49,821.22

Pompano Beach Elementary School	Qty	Amount
Brass Instruments	2	\$485.52
Furniture/Equipment (Risers, Stands, etc.)	12	\$1,675.49
Music Accessories (cases, adapters, attachments, etc.)	5	\$920.40
Percussion Instruments	194	\$22,567.22
Piano/Keyboard Instruments	4	\$14,742.10
Sound Amplification (Microphones, Amplifiers, etc)	1	\$375.00
String Instruments	26	\$7,948.19
Woodwind Instruments	134	\$942.80
<b>School Totals:</b>	378	\$49,656.72

Pompano Beach High School	Qty	Amount
Brass Instruments	71	\$101,905.17
Furniture/Equipment (Risers, Stands, etc.)	293	\$22,142.80
Music Accessories (cases, adapters, attachments, etc.)	115	\$7,913.52
Percussion Instruments	113	\$53,552.10
Piano/Keyboard Instruments	2	\$4,181.20
Sound Amplification (Microphones, Amplifiers, etc)	6	\$2,176.95
String Instruments	136	\$26,167.62
Woodwind Instruments	48	\$81,953.14
<b>School Totals:</b>	784	\$299,992.50

Quiet Waters Elementary School	Qty	Amount
Brass Instruments	2	\$485.52
Furniture/Equipment (Risers, Stands, etc.)	101	\$10,874.49
Music Accessories (cases, adapters, attachments, etc.)	4	\$683.12
Percussion Instruments	212	\$18,827.42
Piano/Keyboard Instruments	1	\$549.45
Sound Amplification (Microphones, Amplifiers, etc)	5	\$7,827.00
String Instruments	31	\$2,406.20
Woodwind Instruments	250	\$1,197.50
<b>School Totals:</b>	606	\$42,850.70

Ramblewood Elementary School	Qty	Amount
Brass Instruments	11	\$4,482.03
Furniture/Equipment (Risers, Stands, etc.)	84	\$7,151.91
Percussion Instruments	176	\$15,569.45
Sound Amplification (Microphones, Amplifiers, etc)	1	\$6,278.01
String Instruments	72	\$14,790.05
Woodwind Instruments	4	\$1,728.00
<b>School Totals:</b>	348	\$49,999.45

Ramblewood Middle School	Qty	Amount
Brass Instruments	16	\$37,856.08
Percussion Instruments	2	\$11,059.80
Woodwind Instruments	16	\$51,077.22
<b>School Totals:</b>	34	\$99,993.10

Riverglades Elementary School	Qty	Amount
Brass Instruments	1	\$242.76

## Section 3: Music Equipment by Category

Riverglades Elementary School	Qty	Amount
Furniture/Equipment (Risers, Stands, etc.)	76	\$9,500.37
Music Accessories (cases, adapters, attachments, etc.)	25	\$955.50
Percussion Instruments	238	\$10,011.48
Piano/Keyboard Instruments	2	\$1,199.98
Sound Amplification (Microphones, Amplifiers, etc)	4	\$7,828.00
String Instruments	90	\$19,931.95
Woodwind Instruments	1	\$328.50
<b>School Totals:</b>	<b>437</b>	<b>\$49,998.54</b>

Riverland Elementary School	Qty	Amount
Brass Instruments	1	\$76.69
Furniture/Equipment (Risers, Stands, etc.)	88	\$5,551.98
Music Accessories (cases, adapters, attachments, etc.)	6	\$370.92
Percussion Instruments	273	\$12,035.17
Piano/Keyboard Instruments	2	\$1,148.85
Sound Amplification (Microphones, Amplifiers, etc)	4	\$13,281.01
String Instruments	41	\$12,759.91
Woodwind Instruments	802	\$4,665.08
<b>School Totals:</b>	<b>1,217</b>	<b>\$49,889.61</b>

Riverside Elementary School	Qty	Amount
Brass Instruments	4	\$889.00
Furniture/Equipment (Risers, Stands, etc.)	24	\$2,627.41
Percussion Instruments	98	\$10,696.55
Piano/Keyboard Instruments	2	\$25,394.40
Sound Amplification (Microphones, Amplifiers, etc)	3	\$7,277.99
String Instruments	30	\$2,159.70
Woodwind Instruments	56	\$954.20
<b>School Totals:</b>	<b>217</b>	<b>\$49,999.25</b>

Royal Palm Elementary School	Qty	Amount
Brass Instruments	20	\$1,533.80
Furniture/Equipment (Risers, Stands, etc.)	83	\$7,795.11
Percussion Instruments	96	\$11,576.95
Piano/Keyboard Instruments	11	\$6,093.90
Sound Amplification (Microphones, Amplifiers, etc)	6	\$8,578.00
String Instruments	40	\$11,645.98
Woodwind Instruments	3	\$1,192.50
<b>School Totals:</b>	<b>259</b>	<b>\$48,416.24</b>

Sanders Park Elementary School	Qty	Amount
Furniture/Equipment (Risers, Stands, etc.)	15	\$4,737.00
Percussion Instruments	2	\$1,632.00
Piano/Keyboard Instruments	2	\$25,394.40
Sound Amplification (Microphones, Amplifiers, etc)	8	\$15,656.00
String Instruments	8	\$2,545.96
Woodwind Instruments	2	\$28.74

Sanders Park Elementary School	Qty	Amount
<b>School Totals:</b>	<b>37</b>	<b>\$49,994.10</b>

Sandpiper Elementary School	Qty	Amount
Brass Instruments	3	\$1,741.50
Furniture/Equipment (Risers, Stands, etc.)	63	\$8,837.86
Music Accessories (cases, adapters, attachments, etc.)	1	\$14.14
Percussion Instruments	178	\$13,297.16
Piano/Keyboard Instruments	5	\$2,797.79
Sound Amplification (Microphones, Amplifiers, etc)	5	\$8,152.98
String Instruments	8	\$13,410.00
Woodwind Instruments	3	\$1,192.50
<b>School Totals:</b>	<b>266</b>	<b>\$49,443.93</b>

Sawgrass Elementary School	Qty	Amount
Brass Instruments	2	\$1,345.50
Furniture/Equipment (Risers, Stands, etc.)	8	\$2,337.90
Music Accessories (cases, adapters, attachments, etc.)	8	\$229.05
Percussion Instruments	81	\$7,926.27
Piano/Keyboard Instruments	1	\$24,795.00
Sound Amplification (Microphones, Amplifiers, etc)	1	\$450.00
String Instruments	38	\$12,202.29
Woodwind Instruments	143	\$713.57
<b>School Totals:</b>	<b>282</b>	<b>\$49,999.58</b>

Sawgrass Springs Middle School	Qty	Amount
Brass Instruments	15	\$48,204.86
Furniture/Equipment (Risers, Stands, etc.)	69	\$5,715.87
Music Accessories (cases, adapters, attachments, etc.)	1	\$96.95
String Instruments	42	\$18,583.50
Woodwind Instruments	8	\$27,393.83
<b>School Totals:</b>	<b>135</b>	<b>\$99,995.01</b>

Sea Castle Elementary School	Qty	Amount
Brass Instruments	5	\$2,555.00
Furniture/Equipment (Risers, Stands, etc.)	9	\$373.29
Music Accessories (cases, adapters, attachments, etc.)	3	\$132.27
Percussion Instruments	80	\$11,375.34
Piano/Keyboard Instruments	1	\$24,795.00
Sound Amplification (Microphones, Amplifiers, etc)	6	\$6,809.40
String Instruments	30	\$3,634.80
<b>School Totals:</b>	<b>134</b>	<b>\$49,675.10</b>

Seminole Middle School	Qty	Amount
Brass Instruments	38	\$65,815.88
Music Accessories (cases, adapters, attachments, etc.)	4	\$232.40
Woodwind Instruments	15	\$33,941.52
<b>School Totals:</b>	<b>57</b>	<b>\$99,989.80</b>

## Section 3: Music Equipment by Category

Sheridan Hills Elementary School	Qty	Amount
Furniture/Equipment (Risers, Stands, etc.)	58	\$6,451.34
Music Accessories (cases, adapters, attachments, etc.)	1	\$44.09
Percussion Instruments	203	\$12,387.19
Piano/Keyboard Instruments	2	\$7,421.00
Sound Amplification (Microphones, Amplifiers, etc)	1	\$6,278.01
String Instruments	66	\$14,971.37
Woodwind Instruments	38	\$2,445.90
<b>School Totals:</b>	<b>369</b>	<b>\$49,998.90</b>

Sheridan Park Elementary School	Qty	Amount
Brass Instruments	8	\$5,382.00
Furniture/Equipment (Risers, Stands, etc.)	97	\$8,474.12
Music Accessories (cases, adapters, attachments, etc.)	2	\$28.28
Percussion Instruments	197	\$19,593.20
Piano/Keyboard Instruments	1	\$549.45
Sound Amplification (Microphones, Amplifiers, etc)	4	\$7,828.00
String Instruments	54	\$6,062.79
Woodwind Instruments	61	\$2,079.26
<b>School Totals:</b>	<b>424</b>	<b>\$49,997.10</b>

Silver Lakes Elementary School	Qty	Amount
Brass Instruments	40	\$3,867.15
Furniture/Equipment (Risers, Stands, etc.)	34	\$6,986.22
Music Accessories (cases, adapters, attachments, etc.)	4	\$447.00
Percussion Instruments	229	\$18,838.30
Sound Amplification (Microphones, Amplifiers, etc)	21	\$13,596.85
String Instruments	5	\$3,056.37
Woodwind Instruments	302	\$2,605.23
<b>School Totals:</b>	<b>635</b>	<b>\$49,397.12</b>

Silver Lakes Middle School	Qty	Amount
Brass Instruments	40	\$46,078.02
Furniture/Equipment (Risers, Stands, etc.)	1	\$38.95
Percussion Instruments	21	\$17,691.24
Piano/Keyboard Instruments	1	\$577.49
Sound Amplification (Microphones, Amplifiers, etc)	1	\$899.99
Woodwind Instruments	58	\$34,576.63
<b>School Totals:</b>	<b>122</b>	<b>\$99,862.32</b>

Silver Palms Elementary School	Qty	Amount
Brass Instruments	1	\$580.50
Furniture/Equipment (Risers, Stands, etc.)	38	\$7,538.65
Percussion Instruments	105	\$8,133.79
Piano/Keyboard Instruments	1	\$24,795.00
Sound Amplification (Microphones, Amplifiers, etc)	6	\$6,909.41
String Instruments	6	\$1,504.57
Woodwind Instruments	45	\$537.91

Silver Palms Elementary School	Qty	Amount
<b>School Totals:</b>	<b>202</b>	<b>\$49,999.83</b>

Silver Ridge Elementary School	Qty	Amount
Brass Instruments	2	\$1,007.76
Furniture/Equipment (Risers, Stands, etc.)	124	\$20,493.60
Music Accessories (cases, adapters, attachments, etc.)	2	\$28.28
Percussion Instruments	153	\$15,882.92
Piano/Keyboard Instruments	2	\$1,098.90
Sound Amplification (Microphones, Amplifiers, etc)	2	\$724.99
String Instruments	24	\$8,984.38
Woodwind Instruments	58	\$1,778.31
<b>School Totals:</b>	<b>367</b>	<b>\$49,999.14</b>

Silver Shores Elementary School	Qty	Amount
Brass Instruments	3	\$1,524.00
Furniture/Equipment (Risers, Stands, etc.)	40	\$3,034.90
Music Accessories (cases, adapters, attachments, etc.)	7	\$164.39
Percussion Instruments	51	\$8,685.84
Piano/Keyboard Instruments	1	\$24,795.00
Sound Amplification (Microphones, Amplifiers, etc)	1	\$6,278.01
String Instruments	27	\$3,347.49
Woodwind Instruments	25	\$2,132.28
<b>School Totals:</b>	<b>155</b>	<b>\$49,961.91</b>

Silver Trail Middle School	Qty	Amount
Brass Instruments	26	\$46,823.30
Furniture/Equipment (Risers, Stands, etc.)	6	\$603.83
Percussion Instruments	24	\$6,613.01
Piano/Keyboard Instruments	2	\$1,177.48
Sound Amplification (Microphones, Amplifiers, etc)	3	\$1,049.97
String Instruments	2	\$3,862.00
Woodwind Instruments	20	\$39,869.46
<b>School Totals:</b>	<b>83</b>	<b>\$99,999.05</b>

South Plantation High School	Qty	Amount
Brass Instruments	51	\$143,832.14
Furniture/Equipment (Risers, Stands, etc.)	16	\$4,867.16
Music Accessories (cases, adapters, attachments, etc.)	25	\$1,514.80
Percussion Instruments	40	\$37,075.65
Piano/Keyboard Instruments	2	\$1,177.48
Sound Amplification (Microphones, Amplifiers, etc)	5	\$1,649.95
String Instruments	6	\$5,461.96
Woodwind Instruments	57	\$104,412.16
<b>School Totals:</b>	<b>202</b>	<b>\$299,991.30</b>

Stephen Foster Elementary School	Qty	Amount
Brass Instruments	4	\$1,497.50
Furniture/Equipment (Risers, Stands, etc.)	78	\$15,834.98

## Section 3: Music Equipment by Category

Stephen Foster Elementary School	Qty	Amount
Music Accessories (cases, adapters, attachments, etc.)	2	\$56.88
Percussion Instruments	236	\$20,549.32
Piano/Keyboard Instruments	1	\$0.00
String Instruments	52	\$9,762.20
Woodwind Instruments	26	\$1,745.02
<b>School Totals:</b>	399	\$49,445.90

Stirling Elementary School	Qty	Amount
Brass Instruments	13	\$5,765.45
Furniture/Equipment (Risers, Stands, etc.)	100	\$15,892.24
Music Accessories (cases, adapters, attachments, etc.)	1	\$44.09
Percussion Instruments	278	\$21,900.56
Piano/Keyboard Instruments	1	\$549.45
String Instruments	4	\$3,813.89
Woodwind Instruments	108	\$2,034.05
<b>School Totals:</b>	505	\$49,999.73

Stoneman Douglas High School	Qty	Amount
Brass Instruments	28	\$97,033.35
Furniture/Equipment (Risers, Stands, etc.)	2	\$2,876.30
Music Accessories (cases, adapters, attachments, etc.)	48	\$6,851.74
Percussion Instruments	28	\$43,672.25
Piano/Keyboard Instruments	1	\$995.00
Sound Amplification (Microphones, Amplifiers, etc)	9	\$8,289.92
String Instruments	105	\$48,362.53
Woodwind Instruments	18	\$91,919.11
<b>School Totals:</b>	239	\$300,000.20

Stranahan High School	Qty	Amount
Brass Instruments	35	\$50,689.74
Furniture/Equipment (Risers, Stands, etc.)	4	\$173.00
Music Accessories (cases, adapters, attachments, etc.)	148	\$8,264.84
Percussion Instruments	25	\$4,386.24
Piano/Keyboard Instruments	3	\$75.00
Sound Amplification (Microphones, Amplifiers, etc)	16	\$3,118.00
String Instruments	1	\$155.52
Woodwind Instruments	39	\$26,861.55
<b>School Totals:</b>	271	\$93,723.89

Sunland Park Academy	Qty	Amount
Furniture/Equipment (Risers, Stands, etc.)	8	\$2,936.61
Percussion Instruments	311	\$20,473.85
Piano/Keyboard Instruments	1	\$6,821.60
Sound Amplification (Microphones, Amplifiers, etc)	2	\$6,728.01
String Instruments	48	\$10,399.03
Woodwind Instruments	166	\$2,640.41
<b>School Totals:</b>	536	\$49,999.51

Sunrise Middle School	Qty	Amount
Brass Instruments	23	\$49,312.40
Furniture/Equipment (Risers, Stands, etc.)	2	\$798.00
Music Accessories (cases, adapters, attachments, etc.)	1	\$3,024.36
Percussion Instruments	1	\$4,752.00
Sound Amplification (Microphones, Amplifiers, etc)	4	\$1,849.96
Woodwind Instruments	25	\$40,262.71
<b>School Totals:</b>	56	\$99,999.43

Sunset Lakes Elementary School	Qty	Amount
Brass Instruments	3	\$666.75
Furniture/Equipment (Risers, Stands, etc.)	97	\$7,385.89
Music Accessories (cases, adapters, attachments, etc.)	15	\$586.50
Percussion Instruments	48	\$12,668.94
Sound Amplification (Microphones, Amplifiers, etc)	2	\$6,653.01
String Instruments	63	\$22,037.90
<b>School Totals:</b>	228	\$49,998.99

Sunshine Elementary School	Qty	Amount
Brass Instruments	6	\$2,863.50
Furniture/Equipment (Risers, Stands, etc.)	91	\$13,948.94
Music Accessories (cases, adapters, attachments, etc.)	10	\$141.40
Percussion Instruments	300	\$7,637.71
Piano/Keyboard Instruments	5	\$8,049.79
Sound Amplification (Microphones, Amplifiers, etc)	11	\$14,053.10
String Instruments	17	\$3,304.84
<b>School Totals:</b>	440	\$49,999.28

Tamarac Elementary School	Qty	Amount
Brass Instruments	2	\$444.50
Furniture/Equipment (Risers, Stands, etc.)	76	\$6,552.59
Music Accessories (cases, adapters, attachments, etc.)	39	\$1,364.48
Percussion Instruments	169	\$18,802.12
Piano/Keyboard Instruments	17	\$4,239.90
Sound Amplification (Microphones, Amplifiers, etc)	16	\$2,636.32
String Instruments	40	\$14,765.89
Woodwind Instruments	3	\$1,192.50
<b>School Totals:</b>	362	\$49,998.30

Taravella, J.P. High School	Qty	Amount
Brass Instruments	57	\$169,837.27
Furniture/Equipment (Risers, Stands, etc.)	7	\$3,071.05
Music Accessories (cases, adapters, attachments, etc.)	12	\$1,866.24
Percussion Instruments	16	\$14,095.00
Piano/Keyboard Instruments	5	\$3,899.95
Woodwind Instruments	28	\$107,229.54
<b>School Totals:</b>	125	\$299,999.05

## Section 3: Music Equipment by Category

Tedder Elementary School	Qty	Amount
Furniture/Equipment (Risers, Stands, etc.)	52	\$7,657.35
Music Accessories (cases, adapters, attachments, etc.)	1	\$79.55
Percussion Instruments	128	\$12,916.24
Piano/Keyboard Instruments	1	\$599.40
Sound Amplification (Microphones, Amplifiers, etc)	2	\$6,778.00
String Instruments	71	\$19,385.46
Woodwind Instruments	152	\$2,583.03
<b>School Totals:</b>	<b>407</b>	<b>\$49,999.03</b>

Tequesta Trace Middle School	Qty	Amount
Brass Instruments	28	\$51,391.34
Furniture/Equipment (Risers, Stands, etc.)	5	\$912.60
Music Accessories (cases, adapters, attachments, etc.)	97	\$1,077.20
Percussion Instruments	8	\$5,545.16
String Instruments	4	\$2,876.49
Woodwind Instruments	19	\$38,193.38
<b>School Totals:</b>	<b>161</b>	<b>\$99,996.17</b>

The Quest Center	Qty	Amount
Brass Instruments	2	\$153.38
Furniture/Equipment (Risers, Stands, etc.)	49	\$4,590.68
Music Accessories (cases, adapters, attachments, etc.)	117	\$8,501.52
Percussion Instruments	297	\$8,528.72
Piano/Keyboard Instruments	5	\$7,591.85
Sound Amplification (Microphones, Amplifiers, etc)	40	\$16,520.92
String Instruments	6	\$1,757.20
Woodwind Instruments	30	\$693.30
<b>School Totals:</b>	<b>546</b>	<b>\$48,337.57</b>

Tradewinds Elementary School	Qty	Amount
Brass Instruments	5	\$1,887.20
Furniture/Equipment (Risers, Stands, etc.)	79	\$11,807.74
Music Accessories (cases, adapters, attachments, etc.)	4	\$58.69
Percussion Instruments	192	\$15,887.96
Piano/Keyboard Instruments	1	\$549.45
Sound Amplification (Microphones, Amplifiers, etc)	4	\$7,010.85
String Instruments	22	\$8,620.19
Woodwind Instruments	140	\$2,930.50
<b>School Totals:</b>	<b>447</b>	<b>\$48,752.58</b>

Tropical Elementary School	Qty	Amount
Brass Instruments	2	\$1,345.50
Furniture/Equipment (Risers, Stands, etc.)	35	\$10,855.45
Music Accessories (cases, adapters, attachments, etc.)	2	\$72.59
Percussion Instruments	131	\$4,971.93
Piano/Keyboard Instruments	4	\$32,425.99
Woodwind Instruments	1	\$328.50

Tropical Elementary School	Qty	Amount
<b>School Totals:</b>	<b>175</b>	<b>\$49,999.96</b>

Village Elementary School	Qty	Amount
Furniture/Equipment (Risers, Stands, etc.)	25	\$1,634.81
Percussion Instruments	95	\$11,055.04
Piano/Keyboard Instruments	1	\$24,795.00
Sound Amplification (Microphones, Amplifiers, etc)	1	\$6,278.01
String Instruments	32	\$6,073.94
Woodwind Instruments	34	\$162.86
<b>School Totals:</b>	<b>188</b>	<b>\$49,999.66</b>

Walker Elementary School	Qty	Amount
Brass Instruments	23	\$28,181.87
Furniture/Equipment (Risers, Stands, etc.)	5	\$115.00
Music Accessories (cases, adapters, attachments, etc.)	35	\$3,232.60
Percussion Instruments	7	\$2,128.48
Sound Amplification (Microphones, Amplifiers, etc)	8	\$5,510.00
Woodwind Instruments	8	\$10,829.98
<b>School Totals:</b>	<b>86</b>	<b>\$49,997.93</b>

Welleby Elementary School	Qty	Amount
Brass Instruments	10	\$3,205.54
Furniture/Equipment (Risers, Stands, etc.)	21	\$11,451.17
Music Accessories (cases, adapters, attachments, etc.)	9	\$177.30
Percussion Instruments	170	\$15,871.26
Piano/Keyboard Instruments	1	\$549.45
Sound Amplification (Microphones, Amplifiers, etc)	8	\$9,328.00
String Instruments	37	\$7,377.30
Woodwind Instruments	4	\$1,912.00
<b>School Totals:</b>	<b>260</b>	<b>\$49,872.02</b>

West Broward High School	Qty	Amount
Brass Instruments	38	\$105,979.55
Furniture/Equipment (Risers, Stands, etc.)	10	\$3,356.16
Music Accessories (cases, adapters, attachments, etc.)	41	\$7,682.07
Percussion Instruments	69	\$79,535.79
Piano/Keyboard Instruments	10	\$1,794.00
Sound Amplification (Microphones, Amplifiers, etc)	13	\$10,614.16
String Instruments	24	\$8,997.50
Woodwind Instruments	33	\$82,014.40
<b>School Totals:</b>	<b>238</b>	<b>\$299,973.63</b>

West Hollywood Elementary School	Qty	Amount
Brass Instruments	3	\$2,110.50
Furniture/Equipment (Risers, Stands, etc.)	34	\$5,971.24
Music Accessories (cases, adapters, attachments, etc.)	2	\$159.10
Percussion Instruments	70	\$9,696.00

## Section 3: Music Equipment by Category

West Hollywood Elementary School	Qty	Amount
Piano/Keyboard Instruments	1	\$6,821.60
Sound Amplification (Microphones, Amplifiers, etc)	1	\$6,278.01
String Instruments	59	\$17,762.76
Woodwind Instruments	3	\$1,192.50
<b>School Totals:</b>	173	\$49,991.71

Westchester Elementary School	Qty	Amount
Furniture/Equipment (Risers, Stands, etc.)	1	\$3,315.00
Percussion Instruments	43	\$5,368.51
Piano/Keyboard Instruments	1	\$24,795.00
Sound Amplification (Microphones, Amplifiers, etc)	1	\$499.99
String Instruments	59	\$15,952.92
<b>School Totals:</b>	105	\$49,931.42

Western High School	Qty	Amount
Brass Instruments	61	\$170,907.06
Furniture/Equipment (Risers, Stands, etc.)	13	\$3,801.59
Music Accessories (cases, adapters, attachments, etc.)	6	\$67.18
Percussion Instruments	19	\$24,173.55
Piano/Keyboard Instruments	2	\$1,177.48
Sound Amplification (Microphones, Amplifiers, etc)	8	\$5,611.70
String Instruments	2	\$799.98
Woodwind Instruments	46	\$92,304.57
<b>School Totals:</b>	157	\$298,843.11

Westglades Middle School	Qty	Amount
Brass Instruments	29	\$77,358.42
Music Accessories (cases, adapters, attachments, etc.)	4	\$93.00
Percussion Instruments	2	\$2,188.90
Piano/Keyboard Instruments	1	\$995.00
String Instruments	16	\$6,630.00
Woodwind Instruments	4	\$12,726.85
<b>School Totals:</b>	56	\$99,992.17

Westpine Middle School	Qty	Amount
Brass Instruments	34	\$50,539.92
Furniture/Equipment (Risers, Stands, etc.)	2	\$224.20
Music Accessories (cases, adapters, attachments, etc.)	3	\$174.30
Percussion Instruments	4	\$2,104.40
Sound Amplification (Microphones, Amplifiers, etc)	1	\$349.99
String Instruments	1	\$499.99
Woodwind Instruments	42	\$46,098.13
<b>School Totals:</b>	87	\$99,990.93

Westwood Heights Elementary School	Qty	Amount
Furniture/Equipment (Risers, Stands, etc.)	88	\$6,009.35
Percussion Instruments	171	\$16,993.71
Sound Amplification (Microphones, Amplifiers, etc)	2	\$12,556.02

Westwood Heights Elementary School	Qty	Amount
String Instruments	52	\$14,433.43
<b>School Totals:</b>	313	\$49,992.51

Whiddon-Rogers Education Center	Qty	Amount
Piano/Keyboard Instruments	16	\$43,226.40
Sound Amplification (Microphones, Amplifiers, etc)	1	\$6,773.00
<b>School Totals:</b>	17	\$49,999.40

Wilton Manors Elementary School	Qty	Amount
Brass Instruments	64	\$6,923.40
Furniture/Equipment (Risers, Stands, etc.)	2	\$122.38
Music Accessories (cases, adapters, attachments, etc.)	4	\$176.36
Percussion Instruments	58	\$8,575.45
Piano/Keyboard Instruments	40	\$21,978.00
Sound Amplification (Microphones, Amplifiers, etc)	2	\$750.00
String Instruments	62	\$7,595.34
Woodwind Instruments	200	\$998.00
<b>School Totals:</b>	432	\$47,118.93

Winston Park Elementary School	Qty	Amount
Brass Instruments	2	\$1,345.50
Furniture/Equipment (Risers, Stands, etc.)	20	\$2,836.58
Music Accessories (cases, adapters, attachments, etc.)	1	\$14.14
Percussion Instruments	96	\$3,105.77
Piano/Keyboard Instruments	4	\$32,375.45
Sound Amplification (Microphones, Amplifiers, etc)	3	\$7,127.99
String Instruments	16	\$2,794.86
Woodwind Instruments	16	\$399.00
<b>School Totals:</b>	158	\$49,999.29

Young, Virginia Shuman Elementary School	Qty	Amount
Brass Instruments	2	\$1,345.50
Furniture/Equipment (Risers, Stands, etc.)	17	\$3,695.43
Music Accessories (cases, adapters, attachments, etc.)	1	\$14.14
Percussion Instruments	37	\$9,323.43
Piano/Keyboard Instruments	1	\$24,795.00
Sound Amplification (Microphones, Amplifiers, etc)	1	\$6,278.01
String Instruments	2	\$3,352.50
Woodwind Instruments	3	\$1,192.50
<b>School Totals:</b>	64	\$49,996.51

Young, Walter C. Middle School	Qty	Amount
Brass Instruments	23	\$18,754.74
Furniture/Equipment (Risers, Stands, etc.)	30	\$44,935.28
Music Accessories (cases, adapters, attachments, etc.)	2	\$193.90
Percussion Instruments	1	\$780.00
String Instruments	38	\$12,772.50
Woodwind Instruments	31	\$22,556.34



### Section 3: Music Equipment by Category

Young, Walter C. Middle School	Qty	Amount
School Totals:	125	\$99,992.76

## **SMART Kilns Program - Applied Learning Department Quarter Ending June 30, 2018**

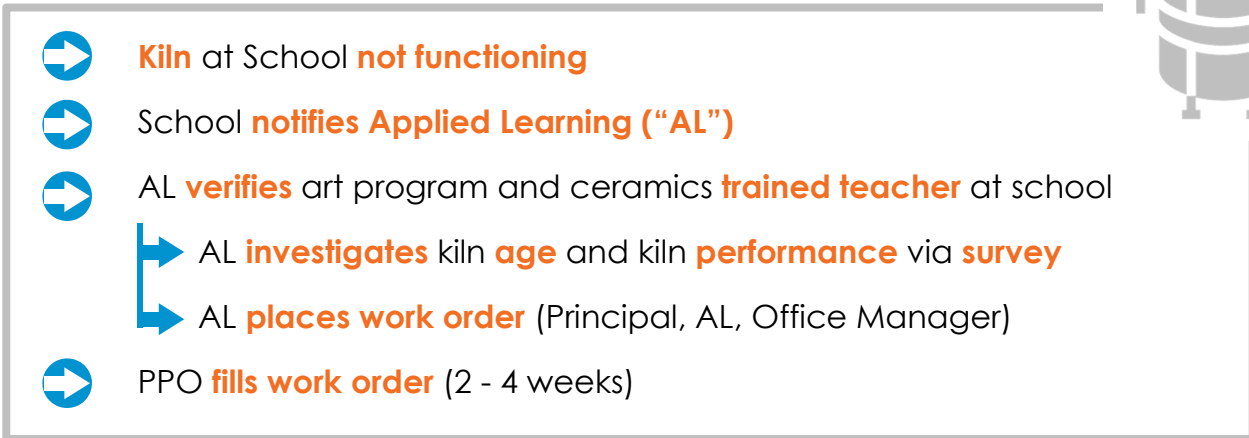
### **Overview**

Applied Learning is consistently reviewing and improving the District's kiln status to better inform SMART Kiln purchase needs. Unlike the SMART Music and Technology Programs where funding allocations and orders were scheduled by year over a five-year time period, the SMART Kiln Program is based on each site's current kiln needs; thus, kiln replacements are ordered on a case-by-case basis.

Over the past decade, kilns have become safer, more efficient and more reliable. These changes not only protect our students and staff but save District funds through self-monitoring and regulating components now included in standard kilns. To ensure the SMART Kiln Program runs effectively and efficiently, the Art Curriculum Supervisor is working with PPO, IT and Auditing to utilize the Kiln Acquisition Report to review kiln age and susceptibility to safety and reliability issues. In addition, the Art Supervisor is working in tandem with visual art teachers and the PPO department to enter work orders for school sites. Providing this service to schools has expedited the ordering, delivery and installation of new kilns, including an increase of 15 kiln orders/deliveries. This brings the total number of kilns ordered to 65.



## Kiln Program Process



PPO determines kiln **"Unsafe"** or **"Beyond Economical Repair"**



PPO determines **kiln can be repaired**



PPO **notifies AL** kiln is unsafe or beyond economical repair



PPO **repairs kiln**



AL **orders new kiln**

**EFFICIENCY UPDATE:**  
New steps have been added for the **Applied Learning Department** to **expedite** and **ensure efficiency** in the **kiln** ordering and delivery **process**. These steps are aimed at **reducing the work load on schools** and other departments.



**New Kiln** Delivered to **Warehouse** (2 - 3 weeks)



**Warehouse/PPO notifies AL** of kiln **arrival**



School receives delivery/confirm with AL budget support specialist that **kiln has been received**



AL notifies zone foremen of kiln delivery and **requests installation**



Warehouse **foreman schedules delivery to school** in conjunction with PPO for **installation at school** (2 - 4 weeks)



## Art Equipment Kiln Program

Status as of June 30, 2018

<b><u>Kiln Implementation</u></b>		
<b>Location Name</b>	<b>Number of Kilns</b>	<b>Art Dept Status</b>
Apollo Middle School	2	Ordered
Atlantic West Elementary School	1	Ordered
Bethune, Mary M. Elementary School	2	Ordered
Broadview Elementary School	1	Ordered
Cypress Bay High School	3	Ordered
Deerfield Beach High School	2	Ordered
Gulfstream Academy of Hallandale Beach K-8 (Hallandale Elementary School)	1	Ordered
Miramar Elementary School	1	Ordered
Miramar High School	2	Ordered
Park Trails Elementary School	1	Ordered
Piper High School	3	Ordered
Plantation Middle School	1	Ordered
Quiet Waters Elementary School	1	Ordered
Tequesta Trace Middle School	2	Ordered
Village Elementary School	1	Ordered
<b>Sub-Total</b>	<b>24</b>	

<b><u>Kilns Delivered</u></b>		
<b>Location Name</b>	<b>Number of Kilns</b>	<b>Art Dept Status</b>
Cooper City High School	1	Delivered
Coral Glades High School	2	Delivered
Coral Springs Pre-K - 8	1	Delivered
Cypress Elementary School	1	Delivered
Deerfield Beach Middle School	2	Delivered
Dillard 6-12 School	1	Delivered
Forest Glen Middle School	1	Delivered
Horizon Elementary School	1	Delivered
Lakeside Elementary School	1	Delivered
Maplewood Elementary School	1	Delivered
McArthur High School	1	Delivered
McNab Elementary School	1	Delivered
Monarch High School	2	Delivered
Nova Blanche Forman Elementary School	1	Delivered

## Art Equipment Kiln Program

Status as of June 30, 2018

<b>Kilns Delivered (cont.)</b>		
<b>Location Name</b>	<b>Number of Kilns</b>	<b>Art Dept Status</b>
Nova Middle School	2	Delivered
Park Springs Elementary School	1	Delivered
Parkway Middle School	1	Delivered
Pembroke Lakes Elementary School	1	Delivered
Plantation Elementary School	1	Delivered
Plantation High School	2	Delivered
Pompano Beach High School	2	Delivered
Rickards, James S. Middle School	2	Delivered
Riverglades Elementary School	1	Delivered
Sheridan Park Elementary School	1	Delivered
Silver Shores Elementary School	1	Delivered
Stephen Foster Elementary School	1	Delivered
Stirling Elementary School	1	Delivered
Stoneman Douglas High School	2	Delivered
Sunshine Elementary School	1	Delivered
Taravella, J.P. High School	1	Delivered
Westglades Middle School	2	Delivered
Whispering Pines Education Center	1	Delivered
<b>Sub-Total</b>	<b>41</b>	

<b>All Kilns</b>		
<b>Location Name</b>	<b>Number of Kilns</b>	<b>Art Dept Status</b>
Ordered	24	
Delivered	41	
<b>Total</b>	<b>65</b>	

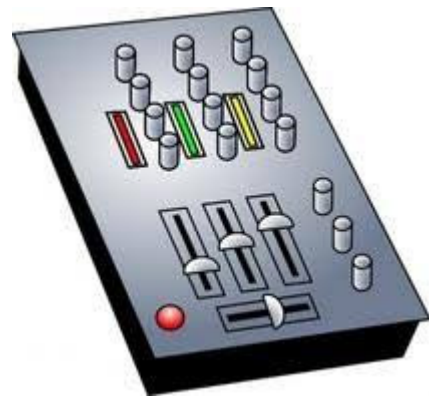


## Theater Equipment - Applied Learning Department Quarter Ending June 30, 2018

### Overview

Applied Learning and theater programs across the District are very pleased that we have an opportunity to upgrade or replace current school sound and stage lighting equipment. These upgrades are essential for theater education with the continued advancement in theater technology. Students will now utilize current sound and lighting technology, which will better prepare them should they select a career path in theater. In addition, the upgrades to our stage, sound and lighting areas will help to produce more professional theatrical events.

There are 37 schools that are eligible for equipment upgrades. Each school has worked with Applied Learning to determine their program's most critical individual needs. Based upon those needs, each eligible school has prioritized and selected items and equipment. As of the end of June 30, 2018, Applied Learning has received orders from all 37 schools and has placed for nine of these orders. The District Office is currently working with vendors to fulfill and complete the remaining orders. It is anticipated that our theater programs will be using their new equipment for their 2018-19 productions expanding our students' experiences and growth as performing artists.



## Timeline for Theater Equipment Funding



### JANUARY

Identify and meet with Theater work group committee members

Committee determines full/partial program requirements

### FEBRUARY

Funding disbursements for eligible schools created

Committee determines equipment based upon anticipated funding



### MARCH

Committee creates equipment packages



### APRIL

Memo sent to Principals of eligible schools. Memo details procedures for selection of equipment



### MAY

Receipt of equipment requests from schools

### JUNE

Initiation of ordering process





## Theater Equipment

### Funding Allocations:

Theater Programs Full and Part Time			
School Name	Level	Full/Part	Allocation
Bethune	Elementary	Full	\$7,000
North Andrews Gardens	Elementary	Full	\$7,000
Walker	Elementary	Full	\$7,000
Coral Springs	Middle	Part	\$7,000
Sawgrass Springs	Middle	Part	\$7,000
Silver Lakes	Middle	Part	\$7,000
Falcon Cove	Middle	Full	\$14,000
New Renaissance	Middle	Full	\$14,000
Parkway	Middle	Full	\$14,000
Ramblewood	Middle	Full	\$14,000
Seminole	Middle	Full	\$14,000
Tequesta Trace	Middle	Full	\$14,000
Westglades	Middle	Full	\$14,000
Cooper City	High	Part	\$14,000
Deerfield Beach	High	Part	\$14,000
Hollywood Hills	High	Part	\$14,000
Pompano Beach	High	Part	\$14,000
West Broward	High	Part	\$14,000
Coral Glades	High	Full	\$42,000
Coral Springs	High	Full	\$42,000
Cypress Bay	High	Full	\$42,000
Dillard	High	Full	\$42,000
Everglades	High	Full	\$42,000
Flanagan	High	Full	\$42,000
Fort Lauderdale	High	Full	\$42,000
Hallandale	High	Full	\$42,000
McArthur	High	Full	\$42,000
Miramar	High	Full	\$42,000
Monarch	High	Full	\$42,000
Nova	High	Full	\$42,000
Piper	High	Full	\$42,000
Plantation	High	Full	\$42,000
South Broward	High	Full	\$42,000
South Plantation	High	Full	\$42,000
Stoneman Douglas	High	Full	\$42,000
Taravella	High	Full	\$42,000
Western	High	Full	\$42,000
			\$1,008,000



# Section 4

---

## Athletics

Leslie Brown, Chief Portfolio Services Officer

## ATHLETICS

In schools across the District, 2018 is the year to get fit with brand new athletic equipment as part of the District's SMART Program. This is part of the District's commitment to growing strong minds and bodies in all of its students. We can proudly report that most of the Athletics portion of the SMART Program will be complete by the end of the year which is ahead of the original schedule, with all Tracks and 29 out of the 30 Weight Rooms scheduled to be complete.



**15**  
COMPLETED  
Track Upgrades

### Tracks:

The athletics program has hit the ground running this year. **All of the SMART athletic track projects (15 tracks – 3 middle schools and 12 high schools) are now complete as of June 30, 2018.**



**4**  
in DESIGN

### Weight Rooms:

The District launched a weight room initiative granting 30 High Schools in the District new weight room equipment. In April 2018, the School Board approved accelerated funding for Year 5 weight room projects to begin early implementation. These projects had already completed a comprehensive selection process and a coordinated review for safety, ADA compliance, dimensional clearance, and gender/equity/equality prior to the release of funds. Because of these proactive steps, the projects are well on their way to being complete ahead of their original schedule.



**13**  
in IMPLEMENTATION

During this quarter, **1 additional weight room enhancement project was completed.** Additionally, **13 weight room projects moved from the design phase to implementation.** Most of the remaining projects are scheduled to be completed by the end of this year.



**13**  
COMPLETED  
Weight Room Upgrades

Weight room improvements vary based on individual school needs. Improvements can include upgrades to paint, murals, structural repairs, equipment, baseboards/flooring, sound system, mirrors, lighting, electrical upgrades, etc.

## WEIGHT ROOM QUARTERLY STATUS

The following completed weight room projects are listed alphabetically by school name:



SCHOOL	COMPLETION DATE
Blanche Ely High	01/2018
Boyd Anderson High	04/2018
Charles W. Flanagan High	02/2018
Coconut Creek High	01/2018
Cypress Bay High	01/2018
Dillard 6-12	01/2018
Everglades High	01/2018
Hollywood Hills High	02/2018
Lauderhill 6-12 Magnet	03/2018
Nova High	01/2018
Piper High	01/2018
South Broward High	02/2018
Stranahan High	01/2018

## COMPLETED WEIGHT ROOMS



**Blanche Ely High School**

**Boyd H. Anderson High School**



**Charles W. Flanagan High School**

**Coconut Creek High School**




**Cypress Bay High School**

## COMPLETED WEIGHT ROOMS



**Dillard High School**

**Everglades High School**



**Hollywood Hills High School**

**Piper High School**



**Stranahan High School**

## WEIGHT ROOM QUARTERLY STATUS

The following thirteen (13) schools moved out of the design phase and into implementation during the quarter. These schools began implementation ahead of their projected Q3 2018 start date due to early planning and solutions put in place such as continuing service contracts and Construction Manager at Risk (CMAR) agreements. They are on track for early completion based on the Board’s approval to accelerate the Year 5 funding in April.



SCHOOL	IMPLEMENTATION START DATE	PLANNED COMPLETION DATE
Coral Glades High	04/18	Q3 2018*
Fort Lauderdale High	03/18	Q3 2018
Hallandale Magnet High	04/18	Q3 2018*
J.P. Taravella High	03/18	Q3 2018
Marjory Stoneman Douglas High	04/18	Q3 2018*
McArthur High	05/18	Q3 2018
Miramar High	04/18	Q3 2018
Monarch High	04/18	Q3 2018*
Plantation High	04/18	Q3 2018
Pompano Beach High	04/18	Q3 2018*
South Plantation High	04/18	Q3 2018*
West Broward High	06/18	Q3 2018
Western High	05/18	Q3 2018

\*Year 5 funded schools that received approval to accelerate the funding for early implementation.

Quarters utilized for planned start and completion dates reflect a calendar year quarters.

## WEIGHT ROOM QUARTERLY STATUS

The following is a list of weight room projects in the design phase.



SCHOOL	PROJECTED IMPLEMENTATION START DATE	PLANNED COMPLETION DATE
Cooper City High	Q3 2018	Q3 2018**
Coral Springs High	Q3 2018	Q4 2018**
Deerfield Beach High	Q3 2018	Q4 2018**
Northeast High	Q2 2019	Q2 2019**

\*\*While in the Design Phase, unforeseen scope or a re-design request was introduced to the design altering the planned completion date.

Quarters utilized for planned start and completion dates reflect a calendar year quarters.

## TRACK QUARTERLY STATUS


The following completed track projects are listed alphabetically by school name:



SCHOOL	COMPLETION DATE
Apollo Middle	07/16
Charles W. Flanagan High	11/16
Cypress Bay High	04/18
Hallandale High	12/16
Hollywood Hills High	12/16
J.P. Taravella High	06/18
Miramar High	03/18
Monarch High	03/18
Pioneer Middle	05/16
Plantation High	03/18
Pompano Beach High	03/18
Seminole Middle	05/16
Stranahan High	10/16
West Broward High	04/18
Western High	11/16



## COMPLETED TRACKS




**Stranahan  
High School**

**Western  
High School**



**Charles W.  
Flanagan High  
School**

**Hallandale High  
School**



**Hollywood Hills  
High School**

